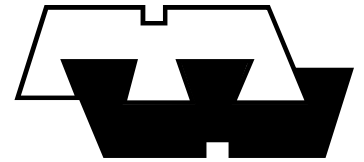




MICHIGAN WOODWORKER

michiganwoodworkersguild.com



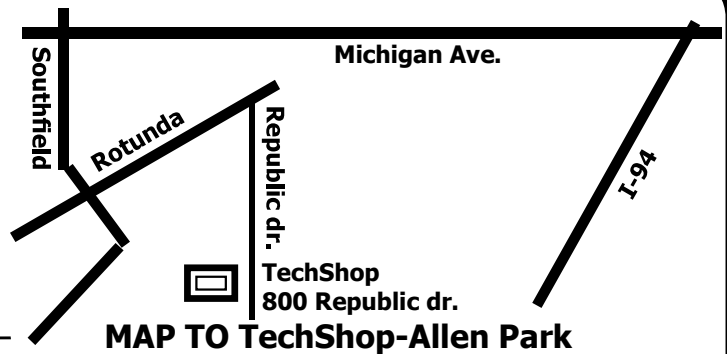
Michigan Woodworkers' Guild (est. 1981) April 2017 Vol. 38 No. 4

SUNDAY, APRIL 9

At the TechShop in Allen Park from 2:00 to 4:30 pm
The raffle and other activities from 1:00 to 2:00 pm

This is our annual **JIGS AND TOOLS** meeting. If you have a purchased or self created jig or tool that you like (or dislike) bring it and share your thoughts with the rest of us. Contact Will Wilson to get on the agenda.

The April luncheon will be at Jimi's on the 27th at 1:16 pm (see page 2 for map)



Wil Wilson

This is what it is all about. Proud Dad with his future Guild members.



One of Eric Blom's masterpieces

CALENDAR OF EVENTS

The **May 7** meeting will be at the **Royal Oak Senior Center** and will feature several Guild members demonstrating **MAKING DOVETAILS WITH VARIOUS MACHINES AND BY HAND.**

The **May** luncheon will be at Jimi's on the **25th** at 1:16 pm

A tentative plan for a **TREE IDENTIFICATION** field trip is being planned for **June.** More information in the next newsletter.


The **June** luncheon will be at Jimi's on the **22nd** at 1:16 pm

There will be no meeting nor luncheon in July.

THERE WILL NOT BE A LUNCHEON IN JULY


The annual picnic and swap meet will be on **Sunday, August 6** at the **Royal Oak VFW Park** from noon until....

THERE WILL NOT BE A LUNCHEON IN JULY



President's Corner

By Bill Gayde



It sure is great to see all the talent in the Guild. I was especially impressed with the creativity shown. I never attend one of these Showcases but what I don't see several things that I say "I've never done anything like that and I am going to give it a try". I also remind myself that I have said that before and quite often fail to follow through.

It's that time of the year again. The Michigan Industrial and Technology Education Society (MITES) is having its annual regional and state competitions. The Regional competitions will be during the first week in May and the State will be at the end of the second week in May. I am in the process of sending out invitations to all Guild members asking for volunteers to act as judges. Those of us who have done this in past years are unanimous in our praise for the MITES organization and the high school students who participate. The quality of workmanship and ingenuity has always been impressive. Especially at the State level.

Most of us have judged the woodworking projects but they also need judges in the machine trades, industrial and architectural drafting, etc.

If you have not volunteered in the past, I would encourage you to think about it this year. You won't regret it.

I am still looking for someone to volunteer to take my place as President. We have a good supportive Executive Board that is willing to give that person their support. As I stated last December, I will finish out the year (unless someone is willing to take over now), but come next January someone new will be President or the Guild will have some decisions to make.

I am also looking for someone to take over the camera work at the meetings. My knees and hips argue with me afterwards every time. Again, come next January, if no one volunteers, we will have to do without.

Executive Board Members

Bill Gayde.....	President.....	248-859-3949
Will Wilson.....	Vice-President.....	248-207-8883
Ed Stuckey.....	Treasurer.....	313-345-3671
John Dolinsky.....	Secretary.....	734-945-6461
Clay Bolduc	Officer at Large.....	313-386-1073
Tony Gigliotti	Officer at Large	248-853-8349
Al Goldstein.....	Officer at Large.....	734-662-4780
Mike Holden.....	Officer at Large.....	586-286-3883


STANDING COMMITTEE CHAIRS

Gale Oosterhart.....	Head Librarian.....	517-552-2777
Jule Ann Clough....	Library.....	248-977-4131
Bill Gayde.....	Membership&Editor....	248-543-3487
Will Wilson.....	Programs.....	248-207-8883
Ken Wolf.....	Toy Project.....	734-981-3423
Bill Rigstad.....	Special Projects.....	734-459-3374
Jim Kudej.....	Special Projects.....	734-591-0843
Pete Goddard.....	Special Projects.....	248-828-3038
Bob Mills.....	Web Site.....	248-540-8658

For membership information contact Bill

Gayde at: williamgayde@comcast.net.

**For name tags, sign up with Ed Stuckey
at a regular meeting.**



**MAP TO JIMI'S RESTAURANT
714 S. WASHINGTON, ROYAL OAK**



MEETING REVIEW



By Dale Ausherman

Showcase of Skills Livonia MI, 11 March 2017

This year's Guild Showcase of Skills on Saturday 11 March was held at the Livonia Senior Center. Scheduling snafus on the part of the Center required that we set up the showcase in the lobby of the center. This was a bit cramped, but had the benefit of encouraging a lot of traffic past our displays since most center visitors had to transverse the lobby to get to their own events. Maybe we should have charged admission! Nonetheless we had a very impressive set of exhibitors, rewarding visitors with excellent examples of high-quality woodworking projects ranging from small boxes to top of the line furniture pieces.

I started my tour with **Jim Morningstar** who showed a collection of finely constructed pieces including detailed wooden toys (tractor and truck), a duck shaped walnut band saw box, hospital toys, a highly figured small box, and a wooden "Da Vinci code" cryptographic locking box. Jim also had an impressive photo portfolio of prior projects.



Following Jim I stepped across the aisle to visit **Eric Blom** who displayed an incredible collection of his turned wooden art. He had a newly finished bowl turned into a nicely figured flat cherry crotch, several bulbous vessels turned with tiny mouths and very thin sides, tall thin sculptures with small globular tops, and a wonderfully finished bowl. Several of his sculptures incorporate imaginative metalwork from Erik's own hand. All of his pieces have either spectacular



grain figure, or other innovative finishes reminiscent of stone. Eric is a true artist who often sells his work at various art venues.

Next stop was to view a pair of incredible wall mirrors completed by **Ed Stuckey**, one of our Guild's premier period furniture makers. The first mirror was representative of a true period mirror in the Chippendale style, with a gold leaf frame and crest ornament and wonderfully shaped and finished mahogany outer frame. The second mirror frame was a pleasing mix of style elements, including period paterae fan inlays in the corners of the frame, and some wonderful Michigan Pewabic pottery tiles across the frame top. Ed's home is chock full of wonderful American period furniture built by Ed, so wall mirrors are a good way to continue his craftsmanship without need for additional floor space!

Next to Ed was Guild VP **Will Wilson**, with his already-talented woodworking children Olivia and Griffin. While Will had some wonderful pieces, including a precisely assembled and well figured jewelry box, the really cool objects were those made by Olivia and Griffin. Griffin displayed his wooden replica of Maui's magical fishhook from the Disney movie *Moana*, some little Hobbit swords, a Harry Potter electric spark wand, and a tool box. Sister Olivia showed a bird house, a colorful elephant intarsia board, and a painted panel showing a portrait of her dad. The portrait did indeed capture the handsome features of her dad. These two little craftspeople are well on their way to becoming future Guild members.

Rich Herbert presented a variety of projects, with a veneered and inlaid hanging chest being front and center. The cabinet is skillfully made to appear as if constructed from solid maple, but is largely veneered MDF. Built in a Marc Adams School of Woodworking class, the piece demonstrates Marc's motto that "the future of woodworking is in veneering!" Rich also showed several



highly refined boxes of exotic hardwoods, including one with a top panel of black palm, a wood I had not seen before. And to cap off his exhibit, Rich displayed his custom-design Queen-Anne style desk/computer workstation with beaded drawers fronted with figured veneer. The top and drawers were accented with federal style banding inlays.

Educating attendees in the art of joinery was the main objective of **Al Goldstein's** display. He showed a baker's dozen types of joinery, many of



which could be disassembled by visitors to better understand their construction. He also showed a couple of laminated cutting boards which had the patina of actual use, along with a custom-designed bagel slicing device and a shop-made stair saw.

Visitors to **Tony Gigliotti's** table were rewarded with a chocolate treat, but they needed no bribe to admire his work spanning a long period of quality work.



He displayed a Cherry stool, made in 1975 from lumber scraps and printing plate mounting boards. Accompanying this was a step stool of Maple and Walnut constructed in 1981. He also showed circa 2015 picture frames and their makeup of routed pieces.

Love of his grandchildren was evident in **Neal Hoegemeyer's** exhibit of objects made in part with skills acquired from Guild attendance over the years. He showed two really cute intarsia dogs, one a Bichon Frise named Leah and owned by 8th grader Lauren, and another a short-



haired Chihuahua named Hoover and owned by 3rd grader Casper. The patterns for these were supplied by Kathy Wise (www.kathywise.com), a recent presenter at our Guild. Neal also had examples of colorful inlaid pictures, inlaid boxes commemorating a church musical, scroll-sawn angel ornaments, and a wood plate with an inlaid inscription of an old German "H" script from an actual etching of his grandfather's/grandmother's headstone.

For those interested in projects which are both functional and beautiful, **Fred Ball's** table was the place to visit. He displayed his fabulous end grain



cutting board, a large thick board assembled from end grain pieces of Maple, Cherry and Walnut. Fred showed glue ups of the laminated along grain pieces which are then sawn and rotated in strips for a second glue up into the final board.

While Fred's cutting board showed one means of using multiple wood species to beautify a piece, **Clair Boussum's** collection of spectacular intarsia projects incorporated many



species in order to provide the multiple colors to represent the art objects. Clair's "Harvest Moon" piece showing a harvest motif utilized 14 different wood species to represent the included colors, with only the natural wood color allowed, i.e. no dyes. His owl included contrasting color inlays on each feather, and his selection of wood species included Blue Pine and Pink Pine. Blue Pine (also called Beetle Kill Pine) is wood harvested after pine trees have been killed by the mountain pine beetle. The wood has incredible blue striping that pops against the vanilla tones of

the pine. I suspect Pink Pine is also wood colored by natural forces, but I have not been able to find any reference. Claire also displayed four scroll saw clocks of various designs.

Bill Vetter impressed attendees with both completed and in-process projects. He showed a band sawn cross along with several beautifully finished



turned bows. His largest piece was a Redwood bookcase, with dovetailed corner joinery and dadoes shelves, an example of the cases he has made for all of his grandchildren upon their graduation from high school. For these Bill uses a supply of Redwood he acquired decades ago when the wood was still sold commercially. As an in-progress piece Bill displayed a three-legged candle stand with a turned post (inlaid with a cross) to which were mortised three legs, and a turned platform top. I was also impressed with Bill's pair of carved corbels, and a turned post embellished with carved acanthus leaves. The post carving was inspired by instructions in an article by Mary May in an issue of American Period Furniture, a respected annual publication for members by the Society of American Period Furniture Makers (www.sapfm.org).

Which of us woodworkers do not have shops plagued with leftover wood from prior projects? Too good to discard or burn in the fireplace, what do we do with this stuff? **Dan Ho-**



lowicki revealed a tableful of useful projects made from his shop leftovers, what Dan calls "scrap wood projects." Dan does build furniture and other large projects, but his emphasis for the Showcase was to

show what can be done with leftover wood. Dan works for BASF and several of the projects had connections to his work there, including an Oak base for a BASF trophy, and a golf club stand holding rare Cobra clubs from the past made with composite club heads made of a BASF resin. He also showed hardwood toys made for the Guild hospital toys program, a stand for a porcelain horse marionette, a pair of horse bookends, and a maple footstool.

Precision woodworking was the emphasis of **Clay Bolduc's** display. Clay has wowed Guild members for years with his flawless projects. He had a chip-carved box along with several precisely-joined boxes with tops inlaid with scroll sawed patterns. Turning skills were evident in this segmented turned bowl. He also showed a band sawed box with a carved shell top. Finally, there was a clock stand with actual working wood gears as a design motif.



Gary Assarian, past president of the Guild, exhibited his woodworking skills with two exotic hardwood boxes. The boxes were beautifully joined, with various ve-



neers and inlaid bandings. One of the boxes interior was designed as tea-bag storage and display. He also showed a great end-grain cutting board. Gary also exhibited a furniture piece in the lobby passageway. This was a tall narrow table, with a floating top design.

Next to Gary, past president **Ken Wolf** informed attendees of the Guild's important hospital toy program, and entertained visiting children with tryouts for some of the toys. Ken's leadership of the Toy program is a major contribution to this very important Guild undertaking.

The leading wood-working magazines all are having articles on CNC router machines, as the price of these systems continues to lower and as their versatility is more broadly



recognized. **Dave McCagg** showed a very interesting application to making of wood plaque retirement mementoes for retiring Ford associates. He used his CNC machine to engrave wooden plaques with designs containing images of the parts or products pursued during the retirees' career, including even simple "blueprints" of the designs. Included were little pictorials of other aspects of the retirees careers, including the names of parts and other contributions. Associates and managers of the retiring person would then all sign the back of the plaques. Because of the repeatability of the CNC process, Dave would make trial plaques on inexpensive wood blanks, then when satisfied with the design would make the final out of fine hardwood. Dave also displayed scroll sawed wooden collages of U.S. state maps, with shallow holes drilled in the wooden shape of each state with a Forstner bit to accept state Quarter coins. This is a beautiful way for state coin collectors to display their collections. Dave rounded out his display with a detailed wooden toy truck and a wooden puzzle.

An eclectic collection of wooden boxes highlighted **Jim Kudej's** exhibit. He showed a finely constructed Shaker oval box, accompanied by a number of Norwegian *Tine* boxes (pronounced "Tina").



Most of us associate oval bentwood boxes with the Shakers, but Scandinavian artisans were making similar lidded boxes long before the Shakers settled in America. Tines come in all shapes and sizes, plain or highly decorated, painted or intricately carved. Jim's wonderful Norwegian ex-


amples exhibited several of these options, with various woods used including Ash, Cherry and Maple. Jim also showed a couple of conventional fine joinery and inlaid boxes, a fish motif cutting board, book ends, and a shop-made hand plane. He brought along several woodworking reference books and magazines, giving a hint of future projects to come.

I completed my enjoyable visit to the Showcase with a stop at the intriguing exhibit of **Bennett (Ben) Zottolo**. He had his usual collection of self-made



magic tricks (not unexpected for a professional magician!), and also an impressive number of lathe-turned pens. He exhibited many of the hand and power tools he uses to produce his art, and also introduced show attendees to *Decoupage*, the technique of decorating something with cut-outs of paper, plastic, or other flat material over which varnish or lacquer is applied. Ben's displays are always entertaining and informative.


Based on my tour of the 2017 Showcase of Skills I say that once again members wowed visitors with the variety, beauty, and quality of our projects. I thank **Ed Stuckey** for overseeing the organization of the show, and **Bill and Sally Rigstad** for set up and provided food and refreshments. And I thank all **Guild Officers** for their hard work to continue the mission of the Guild. Lastly I thank members who brought exhibit items for their tireless efforts.



CUSTOM WOODWORK & MILLING
 Live Edge Slabs & Urban Lumber
 Barn Wood & Salvaged Wood
 Firewood

JASON COWAN
 Office (734) 751-6746
 Cell (734) 658-2840
TREETURPOSED.COM

CHOOSE ONE OF THESE ROUTER TABLE PACKAGES AND GET A \$50 GIFT CARD



\$249⁹⁹

**ROCKLER® HIGH PRESSURE
LAMINATE ROUTER TABLE,
FENCE AND PHENOLIC PLATE**



\$399⁹⁹

**ROCKLER® HIGH PRESSURE
LAMINATE ROUTER TABLE,
FENCE AND FX ROUTER LIFT**



\$349⁹⁹

**ROCKLER® HIGH PRESSURE
LAMINATE ROUTER TABLE,
FENCE, PHENOLIC PLATE
AND STEEL STAND**



\$499⁹⁹

**ROCKLER® HIGH PRESSURE
LAMINATE ROUTER TABLE,
FENCE, FX ROUTER LIFT
AND STEEL STAND**



Create with Confidence™

NATIONAL WOODWORKING MONTH PRICING VALID 4/1-4/28/17

NOW OPEN! 26160 Ingersol Drive • Novi, MI 48375

(248)-543-5110 • Rockler.com

Store Hours: M-F 9 am - 7 pm • Sat 9 am - 6 pm • Sun 11 am - 4 pm

GRACE WHITE GLASS
Art You Can Grasp

DECORATIVE CABINET HARDWARE

Ann Ivory
call (313) 506-1963
www.GraceWhiteHardware.com

**GLENN WING
POWER TOOLS**

33656 Woodward Ave.
Birmingham, MI 48009
(248) 644-0444
(248) 644-5790 Fax
(800) 821-5177 (US)
(800) 448-1572 (MI)

Jeff Wilmot

Michigan Naturals

DECORATIVE CABINET HARDWARE

www.MichiganNaturals.net


Ann Ivory
313-506-1963

MARSH POWER TOOLS
SALES AND AUTHORIZED FACTORY SERVICE


20579 Middlebelt
Livonia, MI 48152
(248) 476-7744

7187 Grand River Ave.
Brighton, MI 48114
(810) 220-1122

Fax: (248) 476-1090


Michigan Woodworkers' Guild
41110 Fox Run Rd. #208
Novi, Michigan 48377

The Picture Gallery



Magnificent toy tractor by Jim Morningstar



Beautiful side table by Neal Hoegemeyer