



MICHIGAN WOODWORKER

michiganwoodworkersguild.com



Michigan Woodworkers' Guild (est. 1981) August 2018 Vol. 39 No7

SUNDAY, AUGUST 12

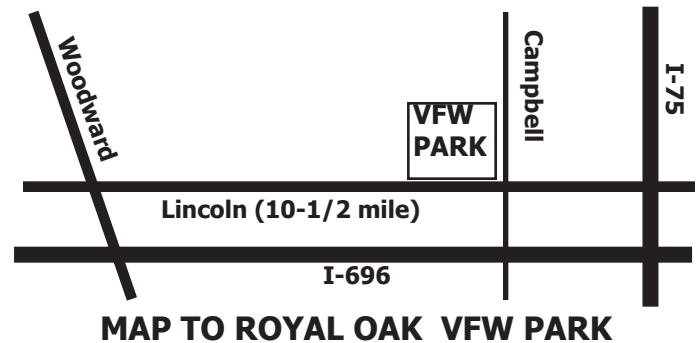
(At the VFW Park in Royal Oak at Noon)

ANNUAL PICNIC (RAIN OR SHINE)

(See "Wood Chips" on back for details)

SWAP MEET STARTS AT NOON

FOOD AT 1:00 -- DRAWINGS AT 2:00



JOHN DAIK EXPLAINING THE OPERATION OF HIS MAGNIFICENT
WOODWORKING FACILITY AND ONE OF HIS CNC MACHINES

CALENDAR OF EVENTS

The **September 9** meeting will be at the **Livonia Senior Center** and will feature **John Sabina** demonstrating **Chip Carving**.

The monthly luncheons will be:
West side on the 27th at 1:16 pm
East side on the 20th at 1:14 pm
South side on the 20th at 1:16 pm

The **October 14** meeting will be at the **Royal Oak Senior Center**. **Ray Frazee** will put on a **Lathe Turning** demonstration.

The monthly luncheons will be:
West side on the 25th at 1:16 pm
East side on the 18th at 1:14 pm
South side on the 18th at 1:16 pm

The **November 11** meeting will be at the **Livonia Senior Center**. **Several members** will present **Short but Amazing** demonstrations.

The monthly luncheons will be:
West side on the 15th at 1:16 pm
East side on the 8th at 1:14 pm
South side on the 8th at 1:16 pm

The **December 9** meeting will be at the **Livonia Senior Center**. **Al Eicher** will present **"Old Time Radio."**

The monthly luncheons will be:
West side on the 20th at 1:16 pm
East side on the 13th at 1:14 pm
South side on the 13th at 1:16 pm



President's Corner

By Pete Goddard



Summer must almost be over as the Guild picnic is upon us. I look forward to seeing everyone August 12. As with most years, the picnic begins at noon with a swap meet, shop overflow sale, for an hour or so. The food part begins at 1 PM. We are back at the traditional location for the picnic, so parking should not be an issue. Good food and good companionship should make the picnic an excellent way to while away a Sunday.


The September meeting will be a regular meeting held on September 9th, between 2 PM and 4:30 PM. The topic will be chip carving, particularly as applied to decorating boxes and furniture pieces. Our speaker will be John Sabina, who teaches carving locally and is an accomplished chip carver. I have taken one of John's classes and am really looking forward to his presentation.

At our regular monthly meetings, I intend to change the meeting format very slightly. I want the time prior to our selected presenter to include introduction of any new members and guest, followed by an open discussion of any problems that a member may have encountered that other members might have a solution for. Following the problem and solution discussion, I would like to have any safety issues/problems/experiences that members had presented to the attendees. The intent is to prevent other members from having the same unpleasant experience. That would be followed by a brief, open discussion, period for members to feed back to the executive board any issues for the Guild. The raffle would be held and then our presenter for the month. Following the presentation, I would like any members that are willing to present their latest project in a show and tell format. This would allow members to show off what they are proud of and to perhaps receive any relevant commentary on their project.

Please consider the meeting agenda changes and give me some feedback (either way) on this proposal. The picnic would be a nice place for such discussions.

I want to share with the Guild membership a safety consideration. Many of us, myself included, have those plastic (usually orange) push sticks lying around the shop. I have one that I won in one of the Guild raffles, an offset push stick made by Bench Dog Tools out of Taiwan. It's very pretty, all nice, bright orange, with molded in labeling. I was recently cutting a fairly thin ($\sim 3/8$ ") strip off of a ~ 20 inch long board. I used the push stick, which is about $1/4$ " wide to guide the wood along the table saw fence. At about half way through the cut, the push stick slipped very slightly, which allowed contact between a small part of the push stick and the carbide blade. The plastic did not shatter, however it required considerable force to maintain control of the cut and the push stick. The push stick and the board being cut were damaged, which is not important. I was able to continue (just barely) the cut long enough to avoid a major kick back of board and push stick. This was a near accident. Had the board being cut been shorter, thus not through the splitter, or had the contact occurred prior to the aftermarket splitter on my table saw, a most severe kick back would have almost certainly occurred. The plastic does not cut easily and the likelihood of having the push stick pulled out of your hands is significant. Since minor movements of push sticks and safety gear are not unusual, I would suggest the following to Guild members: **Find each and every hard plastic push stick in your shop and donate them to your local refuse collection service.** They should be easy to find given the bright colored plastic. Make replacement push sticks out of wood, gluing as appropriate, and using brass screws if screw fasteners are required. That way, should minor slippage occur, the push stick and the cut remain controllable. Making your own push sticks out of compatible materials helps ensure that that nick names like 8 Finger Charlie or One Hand Mike remain a part of someone else's future, not yours.

See you at the picnic on the 12th.

CUSTOM WOODWORK & MILLING
Live Edge Slabs & Urban Lumber
Barn Wood & Salvaged Wood
Firewood

JASON COWAN
Office (734) 751-6746
Cell (734) 658-2840
TREEPURPOSED.COM

DETROIT




GRACE WHITE GLASS
Art You Can Grasp

DECORATIVE CABINET HARDWARE

Ann Ivory
call (313) 506-1963
www.GraceWhiteHardware.com

Made by  in Michigan



Michigan Naturals

DECORATIVE CABINET HARDWARE

www.MichiganNaturals.net

Ann Ivory
313-506-1963

Executive Board Members

Pete Goddard.....	President.....	248-828-3038
Will Wilson.....	Vice-President.....	248-207-8883
Ed Stuckey.....	Treasurer.....	313-345-3671
John Dolinsky.....	Secretary.....	734-945-6461
Clay Bolduc.....	Officer at Large.....	313-386-1073
Tony Gigliotti	Officer at Large	248-853-8349
Mike Holden.....	Officer at Large.....	586-286-3883

STANDING COMMITTEE CHAIRS

Jule Ann Clough....	Library.....	248-977-4131
Bill Gayde.....	Newsletter Editor.....	248-543-3487
Ed Thomas.....	Membership Chair.....	734-671-6064
Will Wilson.....	Programs.....	248-207-8883
Ken Wolf.....	Toy Project.....	734-981-3423
Bill Rigstad.....	Special Projects.....	734-459-3374
Jim Kudej.....	Special Projects.....	734-591-0843
Bob Mills.....	Web Site.....	248-540-8658

GLENN WING
POWER TOOLS

33656 Woodward Ave.
Birmingham, MI 48009
(248) 644-0444
(248) 644-5790 Fax
(800) 821-5177 (US)
(800) 448-1572 (MI)

Jeff Wilmot



MARSH POWER TOOLS
SALES AND AUTHORIZED FACTORY SERVICE

20579 Middlebelt
Livonia, MI 48152
(248) 476-7744

7187 Grand River Ave.
Brighton, MI 48114
(810) 220-1122

Fax: (248) 476-1090

PICTURES FROM THE GUILD'S FIELD TRIP TO DAIEK WOODWORKS




PICTURES FROM THE GUILD'S FIELD TRIP TO DAIEK WOODWORKS




**FYI**

By Bill Rigstad

**Spare Change**

Spacers. *Roger Page of Columbia, MO, was resawing stock on his band saw and noticed the kerf was starting to pinch close on the blade. Since he didn't have a thin scrap, he reached in his pocket and found that a nickel was the perfect size for his band saw blade kerf. By inserting a couple coins into the kerf, it keeps his blade free to keep cutting.*

NEW

**ROCKLER® CONVERTIBLE
BENCHTOP ROUTER TABLE**

- Works with Mid-size or Compact Routers
- Converts from benchtop mode to wall-mount mode
- Folds down for storage or transport

\$199⁹⁹

INCLUDES YOUR CHOICE OF ROUTER PLATE
Mid-size (55512/51984) or Compact (53910/51984) plate.
Online: 54628 or 58147

Easily switch to handheld operations!

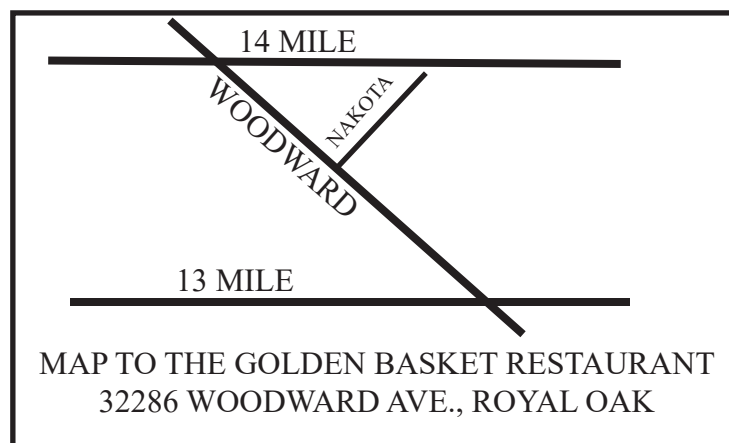
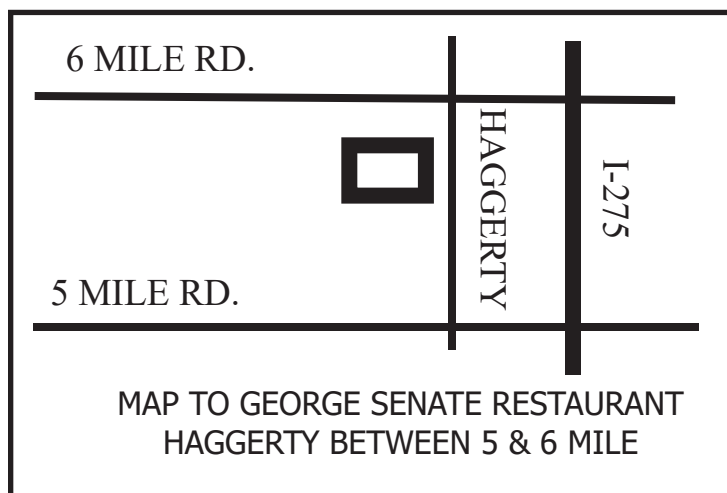
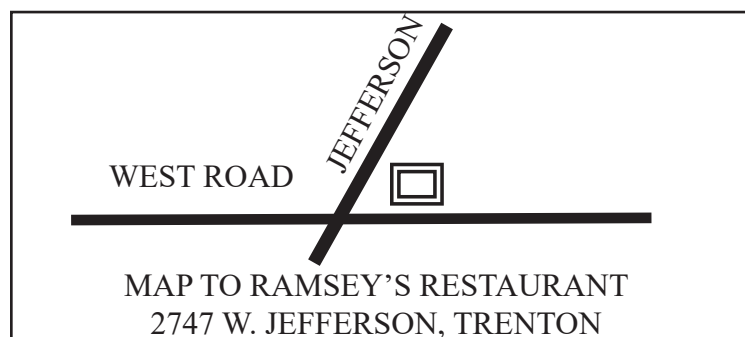
Create with Confidence™

CUSTOMER FAVORITES SALE PRICING VALID 8/3-8/30/18

26160 Ingersol Drive • Novi, MI 48375

(248) 543-5110 • Rockler.com

Store Hours: M-F 9 am - 7 pm • Sat 9 am - 6 pm • Sun 11 am - 4 pm

For membership information contact Ed**Thomas at: edwardthomas554@comcast.net.****For name tags, sign up with Ed Stuckey at a
regular meeting.**



**Michigan Woodworkers' Guild
41110 Fox Run Rd. #208
Novi, Michigan 48377**



Wood Chips

By Bill Gayde



For those of you who have not attended the annual picnic in the past, here are some of the details: The Guild provides the meat (fried chicken and hot dogs), corn on the cob, drinks, paper products, plastic ware, and condiments. Members should bring something to pass (salads, deserts, fruit, etc.). If you have some folding tables and/or chairs bring them along.

In addition, this is our annual SWAPMEET. Bring anything you want to sell, trade, or give away. This is good time to clean out your shop and get rid of those things you haven't used for years. Someone else will find a use for it. This can be tools, machines, wood, supplies, accessories or whatever.
