



MICHIGAN WOODWORKER

michiganwoodworkersguild.com



Michigan Woodworkers' Guild (est. 1981) June 2026 Vol. 47 No. 6

When / Where:

SATURDAY, JUNE 13, 2026

(Tour Starts: 10:00 AM, MWG Meeting: 9:30 AM)

Allen Park High School Shop

Tour Was Open To All Members And Guests
Coordinated by: Dan Holowicki

TOUR START TIME: 10:00 AM



IN-PERSON TOUR AT:
Allen Park High School Shop

18401 Champaign

Allen Park, Mi. 48101

June: 2026 MWG Field Trip

Where: Allen Park High School Shop,
18401 Champaign, Allen Park, Mi. 48101

When: June 13th 10:00-12:00 pm

Contact: Dan Holowicki

See what the students, hopefully future MWG members, are making.

JULY:

NO MEETING IS SCHEDULED FOR JULY

Due to the summer shutdown, there is no July member meeting. All are encouraged to enjoy the month with family and friends as well as making more sawdust.

August:

Annual MWG Picnic- Aug. 9th, 2026

Where: Royal Oak VFW Park

When: 12:00 - 2:00 PM

Bring a dish to Pass, Guild to supply chicken, pop, water, horseshoes


Swap meet starts at 12:00 PM; Eats at 1:00 PM



**Tour of
Allen Park High School Shop**

June 13th

Our **June 13th 2026** Field Trip to the **Allen Park High School** shop starts at 10 am, (Muster time: **9:30 AM**). Attendees will hear and see what the students at the high school are being taught about wood-working. This tour, coordinated by **Dan Holowicki**, is open to all.





President's Corner



By Jerry Romito

June 2026

May was a busy month for MWG. On May 7 we judged at the **MITES 2026 Student State Competition**. You can read about that in the MITES article in this newsletter. On May 15 we toured the amazing **Vogue Furniture Factory in Royal Oak**, which you can read about in the Vogue article in this newsletter, and our monthly meeting was on May 17, which you can read about in **Dale Ausherman's** article in this newsletter.

Regarding coming events, we do not have a regular meeting in June, but we have a tour of the **Allen Park High School** wood shop on Saturday **June 13th**. See this newsletter for details. As usual there is no meeting in July, and our annual picnic at the **VFW Park in Royal Oak** is **Sunday August 9**. Details on that will be coming later.

Now is a good time to be thinking about a project to present at the annual Showcase of Skills meeting on Sunday, **September 13th**. We have many new members who have not had a chance to see our projects, nor have they had a chance to show off their own work. This could make for an interesting showcase.

You will be getting details later on our special all-day seminar on Saturday, October 10. **Luke Barnett**, President of Sam Beauford Woodworking Institute, and some of his staff will be demonstrating how to make a Windsor chair. He plans to have some member participation.

Jerry Romito



WOODWORK APPS



By Kevin Goulet

Woodshop Application

This is a new column of the MWG newsletter that will share helpful computer woodworking tools with our members.


In your stock pile of wood, do you have boards that you are unsure which species they are?

Or have you seen a finished piece of furniture and you wondered "is that red oak or white oak?"

Try these free phone apps. **WoodSense** and **WoodIdentifier**. Both are available for an Apple phone and an Android phone. With both of these applications you simply take a photo of the wood grain and another of the end grain, the App will then identify the wood type. It works with both finished and unfinished wood.


I found these Apps to be very accurate with identifying the wood species.

Kevin Goulet





**MEMBER
NOTES
MITES
JUDGING**



By Jerry Romito

MITES State Competition

Fourteen (14) MWG members served as volunteer judges for the **MITES** student state competition on May 7th at the Oakland Expo Center in Waterford. Students from grades 7-12 entered projects in over 15 divisions.

Thirteen of our judges covered the woodworking division, and one covered machining. Of the more than (70) judges overall, I believe that MWG had the largest group of judges from any single organization. I am proud of our participation, and can tell you for sure that we were all highly impressed with the high quality of the craftsmanship and level of difficulty of the projects.

Woodworking projects included (17) classifications with five grade levels. Here are some examples from the many hundreds of projects entered:



Grand Prize



Casework



Game Table



MITES Showroom Overview



Boxes



Clocks



VOGUE FURNITURE TOUR



By Jerry Romito

Vogue Furniture Tour

On May 15th about (25) MWG members and guests had the extraordinary opportunity to tour the 50,000 sq. ft. Vogue Furniture shop in Royal Oak. The tour was arranged by **Ed Stuckey** after the SBWI representative referred to Vogue during their February meeting presentation. We were all extremely impressed with what we saw. We were divided into two groups, with one guided by **Greg Bartelt**, the founder and owner of Vogue, and the other (the group I was in) by **Madison Bartelt**, Greg's daughter. Vogue designs and builds custom interiors and furniture for extremely high-end customers who have extremely high-end tastes, where money is typically no object.

They have around (50) employees, each skilled in their particular area, which include interior design, CAD design and rendering, overall project construction, metal shop, veneering, sanding, spraying, and probably more. As you might imagine, they have state-of the art equipment throughout the shop, with a central dust management system that leaves no dust to be seen. For woodworking they have many table saws with cross cut sleds or large surrounding tables, millwork cutting machines, 48" belt multi-belt sander with grits up to 800, a huge CNC router, and some equipment that I did not even recognize. They have a metal shop to handle their many multi-media projects.

And then there is the veneering. Although some of their projects use solid hardwood lumber, most of them use veneered mdf or plywood. The veneer work is outstanding, utilizing custom cut veneers sourced worldwide. The veneer shop has two huge hydraulic (maybe pneumatic) presses, one hot and one cold, plus a large vacuum press. There is a veneer slicing

machine, plus an amazing machine that edge glues two veneer pieces together along their length. The veneering people are true artists, and their veneer selections and matchups are stunning.

Their projects typically involve working with the customer and an interior designer or architect. In some cases hand perspective sketches start the design, moving on to CAD layouts and realistic 3D renderings. Detail CAD drawings go to the shop for the builders. Interestingly, only one builder gets assigned to a project, and it may take him 1-2 years to complete.

Greg, the owner, apparently has an interesting background story. Madison told our group that he got started in woodworking by making toys in his garage. One day we may hear about how he parlayed that start into this robust business. I think that he may be the one who does the hand sketches. Several of us spoke with him after the tour, and he offered to give our group a 2-3 hour class on perspective drawing. At our last member meeting I asked the group of about 55 attendees who would be interested in taking that class. Almost all the hands were raised. So we will look into that.

If you are interested in seeing the breadth of their work you can visit their website at:

<https://www.voguefurniture.net/>

Here are some photos:



Plant Overview



Vogue Room Project



Vogue CNC Shop




Vogue Round Cabinets



Vogue Metal Shop



Vogue Assembling



Vogue Hand Sanding




Vogue Veneer Shop




- There is more BS in woodworking than any other hobby... with the exception of golf.
- A carpenter came around the other day... He made quite the entrance.
- Why are carpenters so good at building stairs? They're always a step ahead!

These phrases are provided purely for your humorous enjoyment. Feel free to send your favorite woodworking pun to the MWG Newsletter Editor for possible future publication.



**CHILDREN'S
HOSPITAL
MWG PROGRAM
UPDATE**



From Ron and Dan

News from the Toy and Box Committee

I have heard from a number of you who have already started, completed or are planning on making toys



MWG Toy Program Display



MWG Toy Display

and or boxes for this year. Once again, thanks for your continuing support.

I myself have a number of toys already completed, with another batch of 20 or so in progress.

Remember, the Guild will provide standard and treaded wheels in 1", 1 1/4" or 1 1/2" diameters, 1/2" OD nylon washers and 1/4" diameter wheel pegs free of charge to any member who wishes to make toys for this program. The Guild still has an inventory of non-standard wheels and other toy parts that have been recently categorized. While there has been a good response to these non-standard items remember that once they are gone, they will not be replaced. We try to bring a few of these non standard items to our regular meetings. You can always contact Ron and Dan for additional information on these non standard parts.

Guidelines for building and finishing of toys and boxes are readily available on our website. Please do your best to follow these guidelines. We need to be compliant with the hospital's rules and to some extent, government regulations.

For further information on our toy/box program, request wheels and axles or to arrange to drop off toys or boxes, please contact

Ron - 734- 812-5531 - rross1508@gmail.com
Dan - 313-702-5836 - dan56laura@att.net



Glory B Face Painting
 ~ All Year Round ~
 Beki 248-615-0680
 Affordable Price Options
 Birthday Parties
 Special Events \$5 per Child/Student
 Camps
 Family Reunions



Donate "Any Tool, Any Condition"

MARSH POWER TOOLS
 SALES AND AUTHORIZED FACTORY SERVICE

20579 Middlebelt Livonia, MI 48152 (248) 476-7744
 Fax: (248) 476-1090

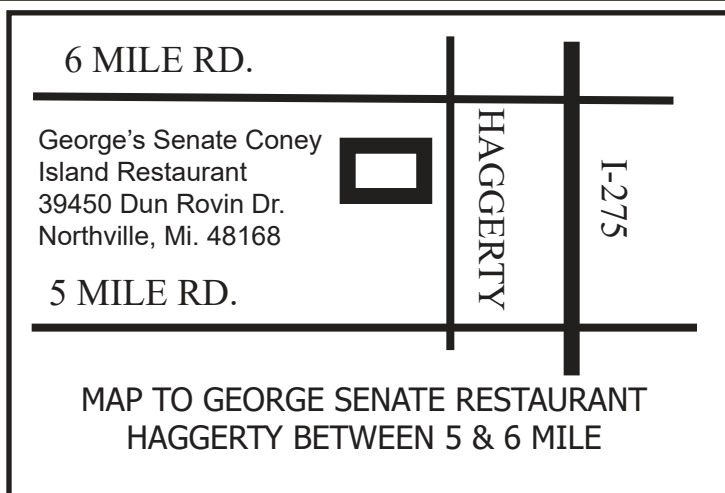
7187 Grand River Ave. Brighton, MI 48114 (810) 220-1122

GRACE WHITE GLASS
Art You Can Grasp

DECORATIVE CABINET HARDWARE

Ann Ivory
 call (313) 506-1963
 www.GraceWhiteHardware.com

For membership information contact Dave McCagg at: d2mccagg@provide.net
For name tags, sign up with Ed Stuckey at a regular meeting.



Next MWG Luncheon: (Coordinated by TBD)
Thursday, 25 JUNE 2026 at 10:16 AM

Executive Board Members / Committee Chairs

Jerry Romito.....	President.....	248-475-5976
Frank Kalinsky..	Vice President....	734-516-3405
Dan Holowicki...	Secretary.....	734-283-9898
Ed Stuckey.....	Treasurer.....	313-345-3671
Dan Holowicki.....	Officer at Large.....	734-283-9898
Tony Gigliotti	Officer at Large	248-853-8349
OPEN	Officer at Large	OPEN
Ron Ross.....	Officer at Large.....	734-812-5531
Rich Herbert.....	Officer at Large.....	248-628-0644
Ragnar Bergethon...	Officer at Large.....	248-608-8436
Paul Thoma	Officer at Large.....	734-829-7192
Gary Assarian	Officer at Large.....	248-310-9328
Dave McCagg.....	Officer at Large.....	734-482-6764
Ragnar Bergethon..	Website	248-608-8436
Dave McCagg.....	Newsletter Editor.....	734-482-6764
Dave McCagg.....	Membership.....	734-482-6764
Larry Last..	Programs/Website Calendar....	248-207-9386
Bob Mills.....	Mentoring.....	248-535-6718
Kevin Goulet	Camera Chair	248-672-5341
Fred Ball....	Web Site Calendar (Backup).....	248-681-3108
Ron Ross.....	Toy Program.....	734-812-5531
Kevin Goulet.....	Officer at Large.....	248-672-5341
Ron Ross.....	Food Coordinator.....	734-812-5531