



MICHIGAN WOODWORKER

michiganwoodworkersguild.com



Michigan Woodworkers' Guild (est. 1981) March 2024 Vol. 45 No. 3

When / Where:

SUNDAY, MARCH 10, 2024

(Socializing Starts at 1:00 PM, Business Meeting Starts at 2:00 PM)

In-Person Meeting:

Nesting Chair Construction

by Ragnar Bergethon

Meeting Coordinated by: Ragnar Bergethon



IN-PERSON MEETING AT:
Livonia Senior Center

MARCH:

At our **March 10th 2024** meeting, fellow MWG member **Ragnar Bergethon** will demonstrate the design and build of nesting chairs. Coordinated by Berg himself, the meeting will start at **1:00 PM**. Note: the completed chair will be awarded to a meeting attendee.

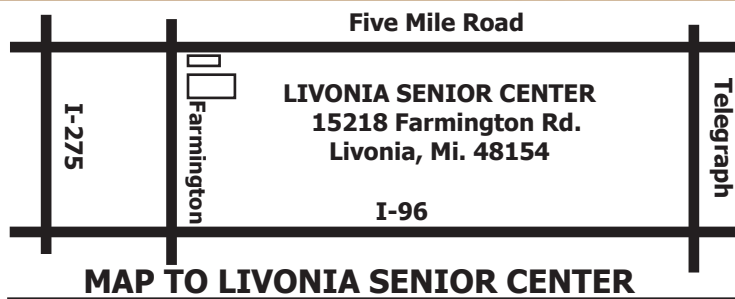
APRIL:

Member Meeting – April 14th 1:00 - 4:00 PM
Jammie from Rockler, Novi will discuss “Tool Design”. Coordinated by **Ron Ross**.

2024 MWG Seminar – April 27th 8:30 AM – 4:00 PM - Woodworking professional **Tom McLaughlin** will present “The Art of Chair-making”. Coordinated by **Ragnar Bergethon**

MAY:

Coordinated by MWG President **Jerry Romito**, phenomenal woodworker **Gary Rogowski** will demonstrate many inspiring techniques to “Fix Mistakes” which we all encounter. Join us Sunday, May 19th at 1:00 PM at the Livonia Senior Center.



Nesting Chair Construction by Ragnar Bergethon

March 10th

Come see fellow MWG Member **Ragnar Bergethon** take the mystery out of making a chair at our **March 10th** meeting. Berg will demonstrate the straight forward process to construct a “Camp Chair”.

Rumor has it, Berg’s chair will be raffled off at meeting’s end. Enter the raffle, win a chair!





President's Corner

By Jerry Romito



March 2024

Become Active in MWG

It is amazing how our guild continues to grow. In the last two months alone (22) new members have joined, eager to be part of our active social organization of people that like to work with wood. Of course as we all age, sadly there is always attrition from long-time members who cannot continue. Historically our guild has had a wealth of members with novice-to-expert woodworking capabilities who are eager to share their knowledge with others. They have also volunteered to be active in the guild in terms of building the infrastructure and supporting and promoting the elements that make it a worthwhile, fun, and interesting place to be. I would like to encourage new members to be active also.

In my own experience, I joined the guild with the hopes of learning more about woodworking, and was not thinking about taking an active role. After attending a few meetings I began to realize that the guild had evolved into many elements of learning opportunity that was successful because of its leadership depth, volunteer support, and an active Board of Directors. Just out of interest I sat in on a few board meetings which were held an hour before each monthly member meeting and observed the many cogs in action to run the guild and keep it vital. When they figuratively "closed the door behind me" after I walked in, I realized that they were asking for more help. I was afraid that I did not have anything to offer among these experts, but they pitched me that I could be helpful and that they would provide plenty of support. They were correct on both counts, and after a year as Program Director I was elected president and have been so for five years.

My whole point here is that we always need new blood to invigorate the guild, and that our growing membership can provide that. Anyone with a little interest in helping out can get involved, no matter what their level of woodworking expertise. But you may think that there is too much going on and that there is no way that you would know how to get started. However, that is not true. The easiest way to find out is to sit in on a few monthly board meetings, just like I did. Our meetings have always been open to all members, even though in at least my time I was the only non-member to drop in.

So this is my invitation to watch a board meeting. We meet on the last Wednesday of each month from 7:00 pm – 8:30 pm via Zoom. I send out an agenda and a Zoom link before each meeting and all you have to do is click on the link. If you would like to receive a link, just send me an email at GJRomito@aol.com.

All you need to do is sit by your computer, laptop, pad, or phone and watch and listen. There is no obligation whatsoever, and you do not even need to speak if you don't want to. And you just might find something that you would be interested in and willing to get involved with. We all get great satisfaction in helping to promote our woodworking hobby.

Sign Up for Tom McLaughlin on April 27th

See the end of this newsletter for detailed information and a registration form for this very special seminar.

Jerry Romito

ODETTE FERGUSON
SALES REPRESENTATIVE
E-mail: odette@sawspec.com



"EXCLUSIVELY SAWS SINCE 1919"
10555 Shook Rd. P.O. Box 74438
Romulus, Michigan 48174-0438
www.sawspec.com

Your single source for all
your sawing needs...from
coolants to machinery

Voice
800-SAW-SPEC
800-729-7732
734-941-2824
Cell
734-740-1691
Fax
734-941-2883

Member of
Industrial Distributors Association
International Saw & Knife Association



MEETING REVIEW



By Jerry Romito

MWG Meeting Review

Festool Demonstration by Jeff Covey
Livonia MI, 11 February 2024

Since our usual NL reporter Dale Aushman was not able to attend the February meeting, I will give a brief overview of the Festool presentation by **Jeff Covey**, the Festool Regional Sales Manager, who covers Michigan and the greater Toledo area. Because of the high interest in the SuperBowl later that day, we started the meeting earlier than usual and eliminated our normal business portion of the meeting. The turnout was still good, with 32 attendees treated to the demonstrations.



Jeff Covey with Festool Stacked Boxes

Jeff came armed with about a dozen power tools, each packaged in its own "systainer box." These heavy duty plastic boxes are unique in that they all have an identical interlock system that enables them to be



Festool Dust Collection System

stacked on top of each other. Festool believes that this makes for efficient storage of a collection of tools. He brought a lineup of hand-held sanders, track saws, Domino joiners, and dust extractors. Jeff said that he could spend a whole day demonstrating all of the products. With the only 1-1/2 hours that we had he was able to show off a T60 track saw, a DF500 Domino joiner, and a CT26 dust extractor with HEPA filter and bag. The tools plugged into the dust collector, which turned on and off by activating the tools. These tools were accompanied with two accessory products. One was the Festool Top Rock Bluetooth BT20 speaker, which he demonstrated by blasting Led Zeppelin's Stairway to Heaven through his phone. He did not need to use it for his presentation, since his voice was loud enough, but it definitely could have been our speaker system. The other was the Festool Multifunction Table MFT3, which provided a portable yet stable work platform for his sawing and joining.

Jeff made numerous cuts with the track saw on sheet goods and boards while it was hooked up to the dust extractor. This appeared to work well, since member **Gary Assarian** was sitting directly in front of the saw and did not appear to be too bothered by it. The bot-




Jeff Covey Demonstrating Festool Track Saw

tom surface of the guide rail has two non-skid rubber strips that seemed to securely hold the rail in place when it was placed on top of the wood to be cut. There were also clamps that attached underneath the rail to avoid interfering with the saw. The proprietary Festool sawblade, the integrated splinter guard, and the zero-clearance kerf made very clean cuts,

which were actually jointer-quality, as evidenced by the joints later made with the Domino joiner. Setup was simple by aligning the edge of the rail with the line to be cut. Strikingly, that same alignment holds even if the blade is tilted to a 45 degree angle.

We then got to see the famous Domino system at work, cutting the mortises for the proprietary Festool loose beech tenons. The thickness of the tenons fit



Festool Domino XL Joining Accuracy



Festool Domino XL

tightly into the mortise, while a setting located on the Domino machined the mortise width to provide the tenon width with either a tight or loose fit. While the tenons are grooved to allow room for the glue, it is recommended to sand the tenon periphery for an easier fit. **Gary Assarian** volunteered for this adjustment task while the mortises were being cut. (As an aside, Gary came up to me later to recommend the DFM Domino Trim Plate as a nice alternative to sanding). Jeff demonstrated how easy it is to cut crisp mortises, similar to using a biscuit cutter. He made several different joints, all with parts cut using the track saw. Of course the tenons fit perfectly after



Berg Making Precision Cuts with Festool Domino

Gary's slight sanding. What was more amazing to me was how tight the joints themselves looked, recognizing that the joined edges had been cut only with the track saw, and no other preparation. The 45 degree miter joints fit perfectly, and the edge-to-edge long boards fit perfectly. Berg even volunteered and successfully cut a few of the mortises.

The tight/loose mortise feature comes in handy when cutting mortises for edge joining two long boards. You cut the first mortise at one end to fit tight, and then all the rest of the mortises to fit loose. Then when you assemble the boards, you insert the tight joint first, and the rest are then able to slip in place with no interference. If they were all tight you would probably never get the boards to fit together. Jeff also rigidly joined the end of a board to the face of a board, like a shelf to the side of a bookcase. The process took only a few minutes, and I can't imagine a quicker Mortis & Tenon.

Festool, founded in 1939, is now owned by the German company TTS Tooltechnic Systems, which also

owns Sawstop, Narex, Shaper Tools, and Tanos. Each brand is a totally independent company. Most of us are probably aware that Festool products are among the most expensive tools, and there are endless discussions about whether they are worth the cost. After seeing how well they perform, I can see why they have earned a stellar reputation. The Festool catalog can be seen online at:

www.FestoolUSA.com

Pictures courtesy of **Dan Holowicki**.

- Jerry Romito

GLENN WING
POWER TOOLS

33656 Woodward Ave.
Birmingham, MI 48009
(248) 644-0444
(248) 644-5790 Fax
(800) 821-5177 (US)
(800) 448-1572 (MI)

Jeff Wilmot

HOMESTEAD HARDWOODS
PHIL & DAVE



homesteadhfc@yahoo.com

4607 Allen RD, Allen Park, MI 48101

KILN DRIED LUMBER, HARDWOODS,
SLABS, EXOTIC LUMBER

313-418-8052

www.hardwoodsinallenpark.com



2023 MWG MEMBER SURVEY RESULTS



From Marketing Committee

2023 MWG Member Survey Results

Approximately one year ago the Board of Directors created a marketing committee with the goal of increasing interest in the Guild by current members, attracting new members and offering suggestions to improve meeting content. The Marketing committee consists of **Dan Holowicki**, **Ragnar Bergethon**, and **Dave McCagg**. By late spring 2023, the committee developed a survey questionnaire and sent hard-copies, along with a stamped addressed envelope to be returned once the survey was completed, to all individuals who were on the rolls as of December 2021. It was requested that the results be returned by July 1 2023. A total of 200 surveys were sent out, 101 responses returned, for a 51% response rate. The responses to the survey questions were tabulated and analyzed by the Marketing committee. This article will provide some general guidance about the responses received and BOD future actions.



Michigan Woodworkers' Guild 2023 Member Survey



1. Name (optional): _____
2. How many years have you been a member? _____
3. Do you regularly attend Guild meetings? Yes ___ No ___
4. Do you frequently: Access the MWG website? Yes ___ No ___
Read the monthly newsletter? Yes ___ No ___
5. Have you made a presentation at a past Guild meeting? Yes ___ No ___
6. Would you like to be more involved in Guild activities, such as becoming a member of the Board, joining the Toy committee, or helping at a local show? Yes ___ No ___
7. Would you be interested in participating in a Special Interest Group (such as: period furniture, CNC routing and design, etc)? Yes ___ No ___
8. Are you a member of any other local Woodworking Guilds or groups? Yes ___ No ___
If yes which ones? _____
9. Why did you join the Guild? Are those reasons still applicable? _____
10. Is the current meeting time (Sundays 1:00 – 4:00 PM) convenient? Yes ___ No ___
Would you prefer a different day or time? If yes please let us know:
Day of the week: _____ Time: _____
11. Realizing we have limited locations to hold meetings, are these sites convenient:
Livonia Senior Center YES no (Circle one)
Royal Oak Senior Center YES no (Circle one)

Member Longevity

- Greater than 20 years – 12% of membership
- 10 - 20 years – 42% of membership
- Less than 5 years – 30% of membership

Takeaway – Regardless of age we are still attracting new members. With that said, currently we have had approximately 30 individuals who have joined the Guild over the past year. Conversely this has been offset approximately in half by individuals who have not renewed their membership. A soft contact was made to those individuals who have not renewed with some success.

Meeting Attendance

- 25% attend meetings regularly (7 or more meetings a year)
- 20% attend approximately half of the yearly meetings
- Remaining members attend three or fewer yearly meetings

Takeaway – Meeting attendance has remained stable since we started having live meetings after Pandemic lockdowns

Meeting Location Convenience

- Over 60% are OK with either Livonia or Royal Oak
- Takeaway – Livonia will continue to host a majority of the monthly meetings. Royal Oak Senior Center is now closed on the weekends.
- Meeting Day and Time Convenience
- 85% are OK with Sunday afternoon meetings
- Comments against Sunday afternoon meetings noted the time and day interferes with religious and family obligations, work schedules and/or travel.

Takeaway – Sunday afternoon will continue to be the normal meeting time, with all day seminars being held on Saturdays. The BOD has authorized and purchased updated audio/video equipment. The BOD will also look into the possibility of occasional concurrent Zoom meetings.



Newsletter Access

- 95% regularly read the newsletter
- Takeaway - A few members indicated they preferred the printed newsletter rather than reading on-line. The Guild has saved a significant amount of money by going to digital content, which in turn is used to pay for expenses such as equipment upgrades and well known, high quality guests that present our seminars.
- Website Access
- Less than 50% regularly accesses the website

Takeaway – With the wealth of new information, links and resources on the website, members need to be encouraged to access it more often.

Member involvement in MWG and other Organizations

- 20% are members of other woodworking Guilds or clubs
- 20% indicated they are interested in more Guild involvement
- 30% have given at least one presentation at a monthly meeting
- 30% would also be interested in being involved in a special interest group

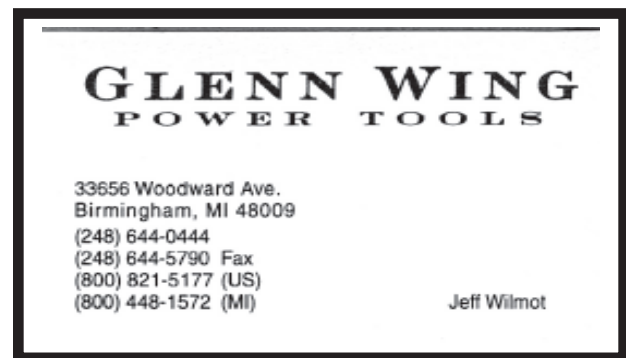
Takeaway – The BOD will discuss the creation of special interest groups, contacting other guilds and clubs to share events, meetings and schedules. Soft contact will be made to those individuals who are interested in more Guild involvement and special interest groups

Woodworking Topics of Interest

- The four leading topics of interest are band saw techniques, router techniques, joinery and jigs and fixtures (54 – 58% of responses)
- Tablesaw techniques, hand tools, furniture and box making were mentioned by 40 – 47% of responses
- Cabinetry, design, CNC routing, toy making, veneering, scroll sawing, turning and carving found interest with 28 – 38% of responses.

Takeaway – The BOD will do it's best to include planning future meeting topics in line with members interests when applicable.

With all this being documented it must be remembered that this is your club. The Guild can only survive and thrive with your input and involvement. If there are changes you would like to see or topics that you would like to have addressed or even present, feel free to contact anyone from the Marketing committee, Guild Officers or Board of Directors. We will listen and welcome the interaction to make this organization more relevant.



ODETTE FERGUSON
SALES REPRESENTATIVE
E-mail: odette@sawspec.com



10555 Shook Rd. P.O. Box 74438
Romulus, Michigan 48174-0438
www.sawspec.com

Your single source for all
your sawing needs...from
coolants to machinery

Voice
800-SAW-SPEC
800-729-7732
734-941-2824
Cell
734-740-1691
Fax
734-941-2883

Member of
Industrial Distributors Association
International Saw & Knife Association





News from the Toy and Box Committee

Delayed Toy and Box Contest:

After a weather cancelled January meeting and a shortened February Meeting because of a scheduling conflict with the SuperBowl (Can you believe the NFL did not check with us first on our meeting dates before setting the date for the 2024 SuperBowl?!?!?!?) our toy and box contest will finally occur during the social hour before our March meeting. Good luck and best wishes to all those who entered toys and boxes. Winners along with pictures of the entries will be highlighted in the April newsletter article. All of these contest toys and boxes will be delivered to Children's Hospital in the future.



2023 MWG Toys Car

Coming in the next few months I will detail the building of a recently added toy to the design center. Pictures along with notes of my build will be detailed. Hopefully, this will inspire some of you toy builders to try some of our designs that do have movable parts other than the wheels.

As has always been the policy, the Guild will provide standard wheels (1", 1 1/4" or 1 1/2" dia) along with the new treaded wheels, 1/2" OD nylon washers and 1/4"

dia. wheel pegs free of charge to any member who wishes to make toys for this program. We do have a fair supply of the treaded wheels at this time and should they be a big hit, we will arrange to have more in the years to come. Any of these items can be obtained by contacting Ron or Dan.

The Guild still has an inventory of non-standard wheels and other toy parts that have been recently categorized. There has been a good response to these non-standard items and once they are gone, they will not be replaced.

- 1 3/4", 2", 2 1/4", 2 1/2", 2 3/4" and 3" diameter standard style wheels
- 2", 2 1/4", 2 1/2" and 2 3/4" diameter treaded tire style wheels
- 2" and 2 3/4" diameter wagon style wheels
- 1 1/4", 1 1/2" and 2 1/4" diameter flanged style train wheels
- Wood shapes such as acorns, beads, balls, caps and discs
- Large and small shaker style pegs
- Three sizes of wood peg people
- Steam engine/steam train smokestacks

We do bring a small amount of select items from this stockpile to Guild meetings on a regular basis. However, if you have a specific need, please contact Ron or Dan for the amount and to arrange delivery. Once again, a great big thank-you to those who contributed to last year's success.


For further information on our toy/box program or request wheels and axels, please contact

Ron - 734- 812-5531 - ross1508@gmail.com

Dan - 313-702-5836 - dan56laura@att.net



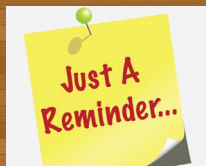
MWG 2024 Seminar



Nationally known woodworker, **Tom McLaughlin** will present *The Art of Chairmaking* for our **April 27th 2024** guild daylong (8:30 am - 4:00 PM) seminar.

Tom will introduce and attempt to simplify the art of fine chairmaking which is considered by most to be the most challenging of woodworking projects. While he will include inspirational examples from the great designs of the past through slide discussions, there will be plenty of practical examples and demonstrations of the approach and process to making great chairs.

More information and to sign-up by filling out the MWG flier found on our website with the link shown below. Just download the flyer, remove the bottom application, and send it along with payment to the **Jerry Romito**.



MWG MEMBERSHIP



Michigan Woodworker's Guild yearly dues are now payable.

Feel free to get on-top of the renewal process by paying your \$25 yearly dues Early and Often.

Thank you to everyone who responded to the email message and made payments through the MWG website as well as by sending your dues payment to the membership chair.

Note: A membership renewal form can be found on the website dropdown menu under "Membership - Payment/Renewals"

You can find the MWG **Tom McLaughlin** sign-up flier on the MWG website with the following link:
https://michiganwoodworkersguild.com/wp-content/uploads/Seminars/Tom-McLaughlin-Flyer-GJR-final_Rev5_2-3-24.pdf



DUSTY HUMOR



- Where do trees go for a walk?
Around the neighbor-wood.
- What's a woodworker's favorite thing to eat with a hamburger?
Chips
- What do you call it when you make a piece of wood so shiny you can barely see it?
A varnishing act

These phrases are provided purely for your humorous enjoyment. Feel free to send your favorite woodworking pun to the MWG Newsletter Editor for possible future publication.





The Michigan Woodworkers Guild

Proudly Presents

Tom McLaughlin

On Saturday, April 27, 2024

For An All-Day Seminar on



Tom McLaughlin will present *The Art of Chairmaking*. If you've yet to experience his teaching style, you are in for a treat as he clearly delivers concepts for those at various levels of expertise to understand, with professional skill and a disarming humor.

Tom will introduce and attempt to simplify the art of fine chairmaking which is considered by most to be the most challenging of woodworking projects. While he will include inspirational examples from the great designs of the past through slide discussions, there will be plenty of practical examples and demonstrations of the approach and process to making great chairs.

The presentation will begin with an explanation of the fundamentals, using as an example a classic mortise and tenon Craftsman style chair. Then Tom will show how the principles involved in building this chair extend to the more curvilinear Queen Anne style. Finally, he will explore chairmaking design and construction in the style of one of a modern-day masterpiece, the Hans Wegner Classic (round) Chair.

Tom can be seen on his *Epic Woodworking* website (epicwoodworking.com), on his free weekly livestream called *Shop Night Live* on YouTube, as a frequent contributor to *Fine Woodworking Magazine*, and as the host of *Classic Woodworking* on PBS TV.

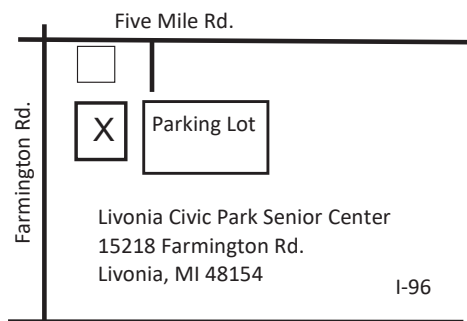
Date: Saturday, April 27, 2024

Time: 8:30 am -- 4:00 pm

Sign in: 8:30-9:00 - Coffee & snacks

Box lunch included: 12:00 - 1:00 pm

Location: Livonia Senior Center
15218 Farmington Road



Please prepay by mail to reserve your seat and lunch. Mail your check with this form to Jerry Romito at 1995 Wales Drive, Rochester Hills, MI 48306. (Questions call: 248-891-5331)

Make the check payable to: Michigan Woodworkers Guild. **Deadline April 14, 2024**

Reserve soon, as seating is limited.

Name: _____

Address: _____

City, St, Zip: _____

Phone: _____

Email: _____

Cost

- ☐ Member: \$35
- ☐ Non-Member: \$45
(includes 1-yr. paid
\$25 membership)

You can find the MWG **Tom McLaughlin** sign-up flier on the MWG website with the following link:
https://michiganwoodworkersguild.com/wp-content/uploads/Seminars/Tom-McLaughlin-Flyer-GJR-final_Rev5_2-3-24.pdf



SAVE ON ROCKLER INNOVATIONS!



\$149⁹⁹

**ROCKLER MITER SAW FENCE
SYSTEM WITH MICRO-ADJUST
FLIP STOP**

(69003)

\$119⁹⁹

**ROCKLER GRINDING
AND HONING JIG WITH GUIDE**

(53018)



**ROCKLER
MEDIUM-DUTY
SPRING-LOADED
BAR CLAMP**

6" SALE: \$10.99

Reg. \$19.99 (69764)

10" SALE: \$14.99

Reg. \$22.99 (65890)

\$9⁹⁹ BD. FT.

**WALNUT NATURAL-EDGE
LUMBER, S2S, 1 1/4" THICK**

Reg. \$14.99 BD. FT. (76718)

**SAVE
33%**

WHILE SUPPLIES LAST, IN-STORE ONLY



ROCKLER®

POWER UP SALE PRICING VALID 2/29-3/27/2024

43291 Crescent Blvd. • Novi, MI 48375 • (248) 543-5110 • Rockler.com

Please see Rockler.com for updates.

For membership information contact

Dave McCagg at: d2mccagg@provide.net

**For name tags, sign up with Ed Stuckey at a
regular meeting.**

Executive Board Members / Committee Chairs

Jerry Romito.....	President.....	248-475-5976
Dan Holowicki.....	Vice President.....	734-283-9898
Ed Stuckey.....	Treasurer.....	313-345-3671
John Dolinsky.....	Secretary.....	734-945-6461
Dan Holowicki.....	Officer at Large.....	734-283-9898
Tony Gigliotti	Officer at Large	248-853-8349
Bill Gayde	Officer at Large	248-859-3949
Ron Ross.....	Officer at Large.....	734-812-5531
Rich Herbert.....	Officer at Large.....	248-628-0644
Ragnar Bergethon...	Officer at Large.....	248-608-8436
Ken Wolf.....	Officer at Large.....	734-981-3423
Dave McCagg.....	Officer at Large.....	734-482-6764
Ragnar Bergethon..	Website	248-608-8436
Dave McCagg.....	Newsletter Editor.....	734-482-6764
Dave McCagg.....	Membership.....	734-482-6764
Larry Last..	Programs/Website Calendar....	248-207-9386
Bob Mills.....	Mentoring.....	248-535-6718
Kevin Goulet	Camera Chair	248-672-5341
Fred Ball....	Web Site Calendar (Backup).....	248-681-3108
Ron Ross.....	Toy Program.....	734-812-5531
Kevin Goulet.....	Officer at Large.....	248-672-5341
Kevin Goulet.....	Food Coordinator.....	248-672-5341

6 MILE RD.

George's Senate Coney
Island Restaurant
39450 Dun Rovin Dr.
Northville, Mi. 48168

5 MILE RD.

HAGGERTY

I-275

MAP TO GEORGE SENATE RESTAURANT
HAGGERTY BETWEEN 5 & 6 MILE

Next MWG Luncheon: (Coordinated by TBD)

Thursday, 28 MARCH 2024 at 10:16 AM