



MICHIGAN WOODWORKER

michiganwoodworkersguild.com



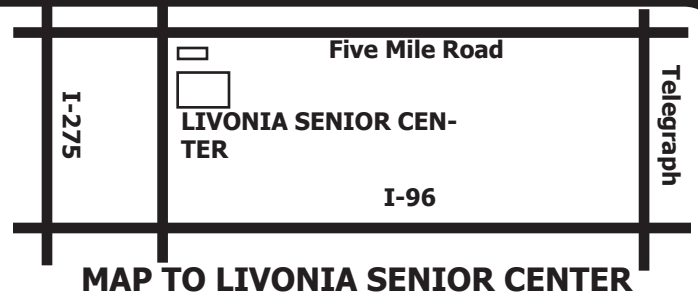
Michigan Woodworkers' Guild (est. 1981) November 2018 Vol. 39 No. 10

SUNDAY, NOVEMBER 11

At the Livonia Senior Center from 2:00 to 4:30 pm
The raffle and there activities from 1:00 to 2:00 pm

Round Robin program insludes: Clay bolduc--Box Making, Tony Gigliotti--Tool Maintenance, Pete Goddard--Scroll Saw, Bill Rigstad--1/2 blind dovetails, Ken Wolf--Using the "Drill Doctor" to sharpen drills, Bill Gayde--Video of Fox Run Hobby Shop

The November luncheon will be at the Senate Coney Island on the 15th at 1:16 pm (see map on page 7)



MWG THEATER -- "FINISHING TECHNIQUES" BY MARC ADAMS. STARTS AT 12:30. MARC ANSWERS ALL QUESTIONS ABOUT FINISHES, HOW THEY WORK, AND HOW TO APPLY THEM.



RAY FRASE AT THE OCTOBER MEETING

CALENDAR OF EVENTS

The **December 9** meeting will be at the **Livonia Senior Center**. **Al Eicher** will present **"Old Time Radio."**

The **January 13** meeting will be at the **Livonia Senior Center**. **Jim Kudej** will demonstrate **Shaker Box Making**.

The **February 10** meeting will be at the **Livonia Senior Center**. Join **Tec Jig Demo**. **Bill Rigstad** and **Clay Bolduc**.

The **March 10** meeting will be at the **Livonia Senior Center**. Our **Annual Showcase of Skills**

The **December** luncheon will be at Georges Cony Island on the **20th** at 1:16 pm

The **January** luncheon will be at Georges Cony Island on the **24th** at 1:16 pm

The **February** luncheon will be at Georges Cony Island on the **28th** at 1:16 pm

The **March** luncheon will be at Georges Cony Island on the **28th** at 1:16 pm



President's Corner

By Pete Goddard



It's November already and Thanksgiving is just around the corner. Personally, I am just about ready for summer to start. Why time seems to accelerate with aging I am not at all sure.

Last month's meeting consisted of a woodturning demonstration by Ray Frase. Ray demonstrated how easy it is to turn green wood bowls. Of course, as a well rounded turning professional, Ray makes almost everything done on a lathe seem easy. Ray handles all of the mentoring of Detroit Area Woodturners at his shop and is well known throughout the wood turning community. We all appreciate the time and effort Ray expended in helping the MWG members at the meeting understand his approach to working green wood into bowls.

At the November meeting, we will have multiple speakers. The scheduled speakers include myself, Bill Gayde, Clay Bolduc, Tony Gigliotti, Bill Rigstad, and Ken Wolf. In addition to the speakers, I will open nominations for the various Guild executive board offices. The officers currently serving in these positions are automatically nominated unless they specifically decline to serve for another year. However, nominations from the floor are encouraged. To nominate an individual, you must first have that individual's permission. You may nominate yourself for any office, if you are interested. Most of the officers currently serving have been on the board for several years and would be more than happy to take a break from their duties.

Last month, I sent out an email asking for interest in a chip carving class that John Sabina offered to hold for Guild members. I got a total of twelve responses. Most of the respondents were from North of Detroit. As a result, the chip carving class has been scheduled. The

venue selected is the Washington Township Senior Center. The center is on Van Dyke avenue, above 26 mile road. The senior center is located within the township office building. Google Maps gets it correct. The class will be held Saturday, December 1, between 9 AM and 3 PM. The number of seats is limited, so advanced registration is advised. Cost for the class is \$25 per attendee and includes lunch. Delivered Pizza is the expected lunch. We will make a final determination on the class in late November, so paid registration by November 15th is highly recommended. A registration form is included in this newsletter. Either mail the form to me (address is on the form) or bring it to the November meeting.

Bob Mills, who has been our web site master for the past couple of years has notified me that he no longer is able to sustain that commitment. He is intending to move more of his focus to boat building. As a result, the board is looking for a web master to take Bob's place. If you have any interest in helping out with our web site, please let me or another board member know.

I wish all of you a Happy Thanksgiving.

GRACE WHITE GLASS
Art You Can Grasp

DECORATIVE CABINET HARDWARE

Ann Ivory
call (313) 506-1963
www.GraceWhiteHardware.com

Made by  in Michigan

Michigan Naturals

DECORATIVE CABINET HARDWARE
www.MichiganNaturals.net

Ann Ivory
313-506-1963



MEETING REVIEW

By Dale Ausherman



The October Guild meeting in Livonia had an entertaining and informative program on woodturning. The instructor was woodturning artist Ray Frase from the Detroit Area Woodturners (DAW) club (www.detroitareawoodturners.com/index), a chapter of the American Association of Woodturners, Inc. Our own Greg Smith is a founding father and past President of DAW. Ray is chairman of the DAW Mentoring Program, designed to help new (or rusty) turners familiarize themselves with tools and lathes, practice turning, increase their skills, learn shop and time-saving tips, and much more. Ray got started in woodturning by taking an Alan Lacer class (www.alanlacer.com) at Marc Adams School of Woodworking (www.marcadams.com) around the year 2001 and has been woodturning ever since.

As chairman of the mentoring program Ray has taught many wood turners. He stated that with 15 minutes of hands-on instruction anyone in our audience can successfully turn wood. Ray does not charge for his training and encourages any of us to write or call him to arrange instruction (email rayfrase@yahoo.com, cell 248-520-6112).

Ray says he uses a 45-45-45 approach to turning: this represents holding the tool 45 deg. with respect to the wood blank axis, a stance angled 45 deg. from the turning axis, and the tool edge held 45 deg. with respect to the wood motion under the tool. It is important from a control point of view to lock the tool to your body and move it via body motion, rather than trying to move the tool with your arms.

He demonstrated turning of two simple bowls in green wood with the bark still on the blanks. He showed two cases, both with the wood grain direction (up and



down the tree bole) perpendicular to the lathe axis. For the first the bark was toward the tail stock of the lathe, with the blank mounted on a big screw in the headstock spindle and a live center on the tailstock hard up against the bark. In this case the bark is on the bottom end of the bowl and gets completely removed. He shaped the bottom half or so of the bowl, pulling back the tail stock to flatten the bottom, then moving tailstock back in order to cut a round tenon on the bottom for mounting the bottom of the bowl on the headstock using a wood turning chuck. After re-mounting he was then able to finish the shape of the top half of the bowl, and to remove the inside of the bowl. He used a scraper chisel, a parting tool, and a bowl gouge. He showed both pushing cuts and pulling cuts, but recommends a push cut for beginners.



For the second bowl he started with the bark at the headstock end, again mounted on a big threaded spindle, with some shaping and cutting of a mounting tenon. He then reversed the blank into a headstock chuck and finished shaping and hollowing out the inside. In this case the bark ends up as a decorative feature on the top edge of the bowl.



For both bowls he started the initial shaping to round with the lathe running at about 900 rpm, and then for final shaping moved up to about 1,400 rpm. When asked he indicated that he normally would have to sharpen the gouge about twice per bowl.

For a beginner he recommends using green wood blanks, and to rough turn about 100 of them! The wet green wood cuts easily and smoothly. Practice makes perfect. Ray says to store the green rough turned bowls in a bag packed with lathe scrap shavings for about a year before remounting and doing final shaping. As the bowls dry they will change shape.

As a starting lathe Ray recommends the model used for the demonstration, the Jet Lathe 12 in. by 21 in. Model 1221VS, which currently sells at Woodcraft for about \$900. And green turning blanks can be had by calling Ray, whose son has a lumber business or wood lot of some sort. Ray mentioned that Box Elder wood was an excellent wood for turning, with some beautiful colored figure.



Ray's favorite finish for the bowls is a brew of 3 parts shellac (1 lb. cut), 2 parts denatured alcohol, and 1 part boiled linseed oil.

Ray welcomed us to check out their club. Their meetings are on the third Sunday of each month starting at 1:30 pm and ending by 4:00 pm. They meet at the Pontiac Creative Arts Center located in Pontiac, Michigan - approximately 200 feet south of M-59 and 2½ miles west of I-75, 1 mile east of Telegraph Road.

Thanks to Guild officers for arranging this entertaining program. And thanks to Tim Fradeneck for his excellent video camera work and for asking some great questions of the instructor.





Toy Project

By Ken Wolf



Just a reminder that our toy program delivery is targeted for December 10 this year (the day following our December meeting)> Member Mike Kwiatkowski has completed his 2018 contribution and documented it with this clever



picture. There is still time to complete some toys or boxes for Children's Hospital to help us reach our 2018 goals of over 200 toys, over 25 plain boxes, 12 or more memory boxes. If you need wheels/axles/washers for your 2018 toy contribution, let me know and I will bring them to our November meeting for you. Thanks

GLENN WING POWER TOOLS

33656 Woodward Ave.
Birmingham, MI 48009
(248) 644-0444
(248) 644-5790 Fax
(800) 821-5177 (US)
(800) 448-1572 (MI)

Jeff Wilmot

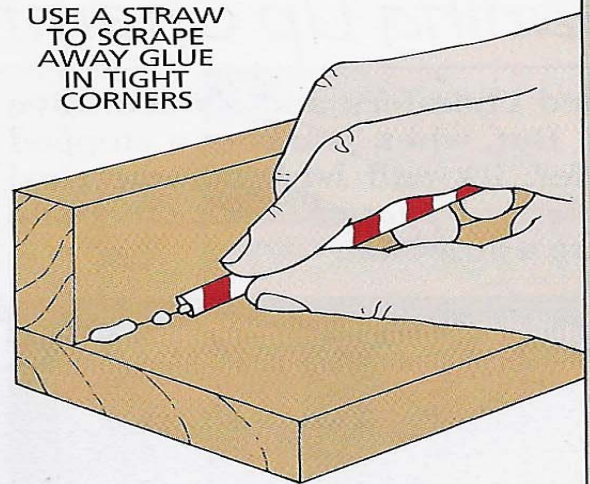


OPEN FORUM

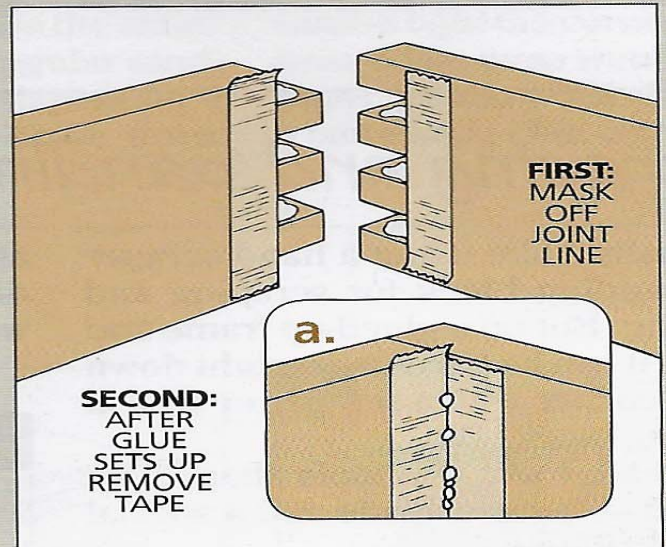
By Bill Rigstad



USE A STRAW
TO SCRAPE
AWAY GLUE
IN TIGHT
CORNERS



▲ **Glue Scooper.** A straw works great for scooping away skinned-over beads of glue that are trapped in tight corners.



▲ **Mask Corners.** Taping off inside corners before gluing and assembly reduces the time spent later cleaning out the corners.



Introductory Chip Carving Class

Instructor: John Sabina

A unique entry level introduction to chip carving, presented to Michigan Woodworkers Guild members by John Sabina of the Metro Carvers Club of Michigan.

Washington Township Senior Center

Saturday, December 1

9 AM until 3 PM--Lunch will be provided.

\$25

All needed tools and materials are included.

Seating for this class is limited. Advanced registration is strongly recommended. Reserve your spot in this class by November 15 via U.S. mail or at the November Guild meeting. Make all checks payable to Michigan Woodworkers Guild.

Mail registration form to:

Peter Goddard

5891 Cliffside Drive

Troy, Mi. 48085

If there are any questions regarding the class please either email me at plgoddard47@gmail.com or call me at (248) 633-6166.

Chip Carving Class Registration


Name: _____

Address: _____

Phone: _____

Email: _____

All tools and materials needed for use during this chip carving class will be provided. In addition, John is a Dunkle





20% OFF ALL NEW BENCH DOG HAND PLANES

\$111⁹⁹
NO. 4 SMOOTHING PLANE

• Create a smooth surface for finishing

Reg. \$139.99 SKU: 58837


\$135⁹⁹
NO. 4 1/2 SMOOTHING PLANE

• Produce a surface smoother than that left by sandpaper

Reg. \$169.99 SKU: 50258


\$135⁹⁹
NO. 5 JACK PLANE

• General-purpose plane often used to flatten rough stock

Reg. \$169.99 SKU: 59102


\$159⁹⁹
NO. 5 1/2 JACK PLANE

• Can be used for smoothing and jointing

Reg. \$199.99 SKU: 54865


\$159⁹⁹
NO. 62 LOW ANGLE JACK PLANE

• Set bevel-up at 12° for maximum support of edge

Reg. \$199.99 SKU: 51138


\$239⁹⁹
NO. 7 JOINTER PLANE

• Trim off peaks and flatten the edges of your workpiece

Reg. \$299.99 SKU: 58682


\$79⁹⁹
NO. 60 1/2 BLOCK PLANE

• Low cutting angle for end grain and soft woods

Reg. \$99.99 SKU: 51006


\$79⁹⁹
NO. 92 SHOULDER PLANE

• Perfect for trimming the shoulders and faces of tenons

Reg. \$99.99 SKU: 51527


\$103⁹⁹
3-IN-1 SHOULDER PLANE

• Used as shoulder plane, bullnose plane, or chisel plane

Reg. \$129.99 SKU: 52378



Create with Confidence™

PRE-BLACK FRIDAY SALE 10/26-11/21/18

26160 Ingersol Drive • Novi, MI 48375

(248) 543-5110 • Rockler.com

Store Hours: M-F 9 am - 7 pm • Sat 9 am - 6 pm • Sun 11 am - 4 pm

For membership information contact Ed
Thomas at: edwardthomas554@comcast.net.
For name tags, sign up with Ed Stuckey at a regular meeting.

Executive Board Members

Pete Goddard.....President.....248-828-3038

Will Wilson.....Vice-President.....248-207-8883

Ed Stuckey.....Treasurer.....313-345-3671

John Dolinsky.....Secretary.....734-945-6461

Clay Bolduc.....Officer at Large.....313-386-1073

Tony GigliottiOfficer at Large248-853-8349

Mike Holden.....Officer at Large.....586-286-3883

STANDING COMMITTEE CHAIRS

Jule Ann Clough....Library.....248-977-4131

Bill Gayde.....Newsletter Editor.....248-543-3487

Ed Thomas.....Membership.....734-671-6064

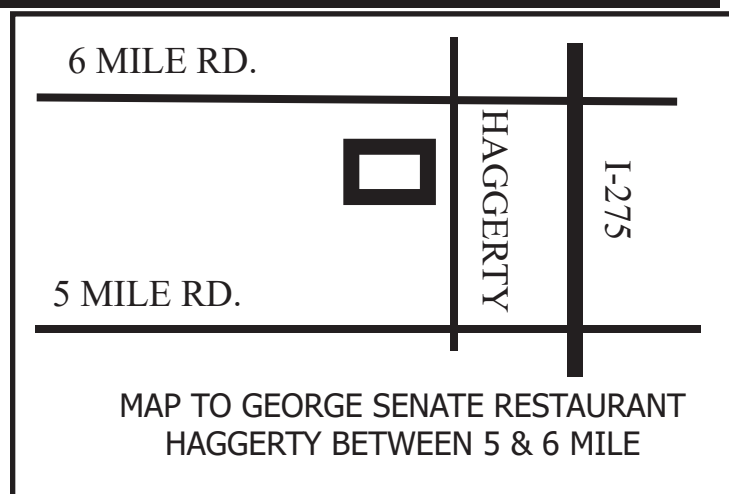
Will Wilson.....Programs.....248-207-8883

Ken Wolf.....Toy Project.....734-981-3423

Bill Rigstad.....Special Projects.....734-459-3374

Jim Kudej.....Special Projects.....734-591-0843

Bob Mills.....Web Site.....248-540-8658





Michigan Woodworkers' Guild
41110 Fox Run Rd. #208
Novi, Michigan 48377

The Picture Gallery



TWO OF RAY'S BEAUUUUTIFUL BOWLS
