



Michigan Woodworker

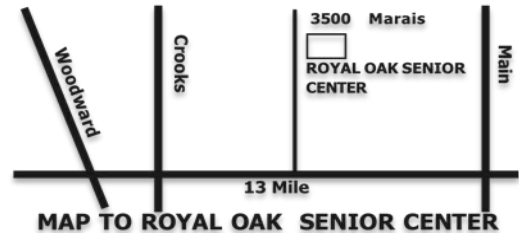
www.miwoodguild.webs.com



Michigan Woodworker's Guild (Est. 1981)

Sunday, November 13th, 2016
2:00 – 4:30 PM – At The Royal Oak
Senior Center, Violin Woodmaking
Featuring Peter Psarinos

The November luncheon will be held at
 Jimi's in Royal Oak on the 17th at 1:15
 PM



Upcoming Events

Month	Meeting Date	Topic	Speaker	Location	Luncheon Date
Nov. 2016	Sunday 13 th 2:00 – 4:30	Violin Woodmaking	Peter Psarianos	Royal Oak Senior Center	Thursday, 17 th If Facility Available
Dec. 2016	Sunday 11 th	Christmas Meeting	Al Eicher	Livonia Senior Center	Thursday, 15 th If Facility Available
January 2017	Saturday 7 th 10:00 – 4:30	Joinery and Finishing	Marc Adams	Tech Shop in Allen Park	Thursday 26th
Feb. 2017	Sunday 12 th 2:00 – 4:30	<Under Construction>	Kyle Huntoon	Tech Shop in Allen Park	Thursday, 23rd
March 2017	Saturday 11 th 12:00 – 4:30	Showcase Of Skills	Guild Members	Livonia Senior Center	Thursday, 23rd
April 2017	Sunday 8 th 2:00 – 4:30	Jigs and Fixtures	Guild Members	Royal Oak Senior Center	Thursday, 27th
May 2017	Sunday 7 th 2:00 – 4:30	Carving	TBD	Tech Shop In Allen Park	Thursday, 25th
June 2017	TBD	Field Trip	TBD	TBD	Thursday, 22nd
Notes	All luncheons are held at Jimi's in Royal Oak at 1:15 PM				

The President's Corner**By Dr. Gary Assarian**

If you were fortunate enough to attend the recent Jim Heavey day long program you were treated to a real pro. The event was attended by some 63 members including 5 new members. He was a great communicator and full of practical information. Regardless of your woodworking skills he had much to offer. He did write me a nice thank you and wished us all well. He enjoyed his time here which speaks well of our organization. I would have liked a better turn out. Our goal was about 75 members. Perhaps the Mark Adams program in January will hit that number. A special thank you to Bill and Sally Rigstad for their help with the lunch and food.

We are still working on a website and should have something to report at the November meeting. We are close!!!

Another bit of information Jim Heavey offered was that "The WoodWorking Show" is scheduled to come to Detroit in March. We will make an effort to attract new members and show off the Guild. We will need people to help. Please keep that in mind and volunteer.

I will no longer serve as the president/program coordinator for the Guild after the upcoming election. I hope you have enjoyed the programs over the past few years. My schedule requires that I can no longer do the job as is needed so it is best to move on. We will also need a new program coordinator, so if you are interested contact, Bill Gayde or Ann Ivory. I will continue to enjoy the Guild and will remain a member. See you at the meeting in November.

The Editor's Two Cents**By Peter Goddard**

Annual elections are coming. The slate up for election is given later in this newsletter and will be announced at the November meeting. Bill Gayde is working on filling all the positions. Finding enough volunteers is sometimes difficult.. As he announced in the President's Corner, Gary Assarian will be stepping down from the President's position due to outside demands on his time. Similarly, Bill Gayde will be replacing me as newsletter editor. I find that my volunteer work with Cranbrook and with AARP during tax season conflicts with my Guild newsletter duties. Thus, after three years as editor, I will be resigning from that position. I want to express my sincere thanks to Dale Ausherman for his support in preparing meeting summaries most months. He has worked tirelessly behind the scenes to make the newsletter editing job easier. Thank you Dale. I hope you can help Bill Gayde as well. Even though he has over thirteen years experience with this newsletter, I am sure he will be thankful for any help provided.

In December, our meeting will include a lecture on the Orphan Train in Michigan. The following is a promotional flyer for this presentation. It looks like an excellent presentation is in store.

THE ORPHAN TRAIN IN MICHIGAN

PROGRAM SOURCE INTERNATIONAL LECTURE SERIES


“The Orphan Train in Michigan”

Did you know 12,500 orphans from New York City and the Boston area were placed in Michigan from 1854 to 1927? Al and David Eicher, research historians and television producers, spent a year and a half in research and gathering photographs about the Orphan Train Riders in Michigan. They have produced a lecture and a video documentary about this event in Michigan’s history, depicting in great detail the selection process and being an Orphan Train Rider.



The first Orphan Train Riders (14 boys), arrived in Dowagiac, Michigan on a Sunday morning in late September 1854, traveling on the Michigan Central Railroad. By 1927, forty-three Michigan towns received orphans from the “Baby Train”, as it was sometimes called. Most of the children and teenagers came from the New York Children’s Aid Society and the New England Home for Little Wanderers. Thirty nine percent were girls...most children were never adopted.

The Eichers’ television production company, Program Source International, has produced 20 Michigan town video histories since 1994. The motivation for producing “The Orphan Train in Michigan” was first discovered at the Oxford Historical Society while working on that town’s history. The Eicher’s want to help Orphan Train Riders in Michigan and their relatives with information on dates of placement, the orphanage location and other background sources.



“The Orphan Train in Michigan” lecture combined with several visual segments from their documentary and new research about the Orphan Train Agents make this 50 minute presentation a very interesting topic for continuing education groups, Historical Societies and Social Studies for elementary and high school sessions. For more information about the Orphan Train in Michigan lecture or other lecture presentations

such as “Michigan’s Lumbering Days and Camp Life” and the “Indian History of Michigan’s Thumb Region”, call Al or David Eicher at 248-333-2010 or visit us on the web at www.program-source.com.

October Meeting Review
By Peter Goddard

On Saturday, the 8th of October, the guild was privileged to have Jim Heavy of Wood Magazine as our presenter. The meeting was an all day event, beginning at 9 AM and finishing at 4 PM. A mid day break, with lunch provided, was included. Jim's focus, prior to lunch, was on jigs and fixtures. After lunch he concentrated on finishes and finishing. An informal count of the attendees indicated that a total of sixty two members were in attendance.

Jim's main job within the Wood Magazine organization has been to represent the publication at various woodworking shows. In addition, he does write some of the magazine's articles, particularly on woodworking jigs. The focus of the magazine is on the entry level to mid level amateur woodworker. One of the features of the magazine is presentation of various jigs and fixtures that the less experienced woodworker may not be aware of. Jim was the designer of some of the jigs which have been presented in the magazine. He has made a number of his jig designs available at woodmagazine.com/jimsjigs. An article describing several of Jim's jigs and providing measured drawings can be downloaded free of charge. For any guild member that was not in attendance or for those in attendance with interest in the jigs which were presented, I strongly recommend downloading this information.

The jigs presented during the meeting were a subset of those given in the article referenced above. Specifically, Jim spent time describing and showing his version of a tapering jig that can be safely used on table saws to taper pieces. He then presented his dado jig and how to use it. He also briefly presented his thin strip table saw jig. Jim then spent some time presenting his router mortising jig, a somewhat more complex design than the other jigs. In addition, his version of a sacrificial fence for the table saw was discussed. Jim brought a jig of each type to the meeting. Attendees were able to examine the jigs in detail during breaks in the presentation.

In addition to the various jigs presented, Jim provided discussions on router bits and on table saw improvements. According to Jim, only six types of router bits are really needed: straight, round over, cove, chamfer, rabbet, and pattern. He emphasized that almost all other shapes available in router bits can be accomplished using multiple cuts with various of the six basic bit types. Additionally, Jim emphasized that quality is variable with router bits. Buy expensive, top of the line bits. The low priced sets available at the wood shows are not really a bargain. They cut poorly and wear out quickly. Also, the sets contain many bits that most woodworkers never use.

Jim briefly discussed some table saw improvements. Specifically, crosscutting accurately using a miter gage is problematic. A Craftsman table saw that Jim had many years ago had an "exact-cut" mark on the table in front of the blade that indicated where the blade would cut during crosscut operations. This feature seems to no longer be provided on new saws. Jim marks his table top with an inscribed line to provide this indicator, making precision in crosscutting easier. He also showed how to put dimples in the runner for the miter gage, tightening it in the table slot, minimizing the looseness of fit present on most saws. Replacing the V belt on the table saw with a link belt was recommended to minimize vibration.

Jim repeatedly made a point during the morning session about obsessing over flaws in items that one makes. First, in most cases you are the only one that can see the flaw. Get over it. Everyone has a few flaws in virtually every thing they make. Museums are full of fine pieces of furniture that (if the docents let you near enough) have many of the same flaws. Quit pointing out the minor flaws in you creations. Everyone else either won't see the flaw or won't care. Don't let these small errors cause you to criticize your own work or worse yet to cause you to abandon the work thinking you haven't performed well enough. What most woodworkers produce is amazing to most people.

After a break for lunch, provided by the guild as part of the admission fee, Jim presented some additional general information. His recommendation on band saws was to do any re-sawing using a ½" blade with 3 or 4 teeth per inch. He recommended against buying a riser block for the band saw as it is never needed. The six inches or so of re-saw capability provide by most 14" band saws is quite adequate as you can get a 12" wide book matched panel without the riser block. *[I have considerable disagreement with this point. I sometimes turn green wood. The additional depth capability is very valuable for that activity.]*

Next Jim touched on veneer use by amateur woodworkers. His message was that woodworkers should not fear using veneer. For small scale projects such as boxes, the process is very simple and tends to have few problems. He showed using a veneered panel clamped between two pieces of MDF as the quick way to ensure that the veneer remains flat and adheres to the substrate effectively. His main message for this part of his presentation was to go ahead and try using veneer – its inexpensive, easy, and nearly error proof.

Jim then began his presentation on finishes and finishing. He categorized finishes into first, those that are easy to use, easy to repair when damaged, and easy to remove. These are almost always also easy to damage, providing minimal protection. Secondly there are finishes that are hard to apply, hard to remove, and hard to repair when damaged. These tend to also provide good protection. His ordering of finishes from fully the first type to the second type was given as: Wax -> Oil based products (Tung Oil, Watco, etc.) -> Shellac -> Lacquer -> Varnish -> Catalyzed Lacquer or Polyurethane. Jim then discussed the difficulty of repairing damaged finishes with each type of top coat.

Jim mentioned something I had never heard before. Apparently Briwax uses toluene to keep the wax soft in the can. Toluene can damage lacquer and polyurethane finishes, thus should not be used as a top coat for either of these finishes. Finding this out will certainly change the way I use Briwax.

As a final part of his presentation, Jim provided an overview of the various types of spray finishing equipment and methods. I will not attempt to provide an overview here, due to the complexity and the changing nature of these. Jim did make a point of the fact that woodworkers are reluctant to spend \$1500 on finishing equipment, but will readily spend \$3000 for a good table saw. People see the finish on the project you just completed. How expensive the table saw was is not visible. Maybe the priorities should be reconsidered. Jim recommended checking Craig's List for used equipment if cost is an issue.

We at the guild thank Jim Heavey for an interesting and entertaining all day presentation. I feel certain that all of us who attended learned many things we had not considered previously.

Elections
By Bill Gayde

The following slate of officers for 2017 will be presented at the November 2016 meeting of the Guild and voted on at the December 2016 meeting:

President – Bill Gayde

Vice-President – Will Wilson

Treasurer – Ed Stuckey

Secretary – John Dolinsky

Officers-at-Large: Clay Bolduc, Tony Gigliotti, Al Goldstein, Mike Holden, Greg Smith,

The following are the Standing and Special Committee chairs (appointed by the President with the consent of the Executive Board):

Head Librarian – Gale Oosterhart

Membership – Ann Ivory

Newsletter Editor – Bill Gayde

Programs – Will Wilson

Publicity – Open

Toy Project -- Ken Wolf

Special Projects – Jim Kudej

Special Projects – Bill Rigstad

Web Site – Bob Mills

Nominees getting a majority of the votes of those present and voting will be elected. Nominations may be made from the floor at the November and December meetings (with the consent of the nominee.) The position of President is being filled under protest and on a temporary (I hope) basis. I am hoping that someone will come forward and take my place.



CUSTOM WOODWORK & MILLING
Live Edge Slabs & Urban Lumber
Barn Wood & Salvaged Wood
Firewood

JASON CONAN
Office (734) 751-6746
Cell (734) 658-2840
TREETURPOSED.COM



DECORATIVE CABINET HARDWARE

Ann Ivory
call (313) 506-1963
www.GraceWhiteHardware.com



Michigan Naturals
DECORATIVE CABINET HARDWARE
www.MichiganNaturals.net

Ann Ivory
313-506-1963

FREE LASER WITH ANY CNC SHARK HD4

\$799⁹⁹ VALUE



Special orders all locations
Router sold separately

NEW!
\$149⁹⁷
FREUD 8-PIECE GENERAL-PURPOSE CNC ROUTER BIT SET WITH FREE \$50 GIFT CARD
• Two carbide-tipped and six solid carbide bits chosen to provide maximum versatility for everyday CNC routing tasks; 1/4" shanks
SKU: 51594


NEW!
\$199⁹⁷
FREUD 8-PIECE SIGNSMAKING CNC ROUTER BIT SET WITH FREE \$50 GIFT CARD
• Two carbide-tipped and six solid carbide bits chosen specifically to meet the needs of signmakers, yielding crisp text and engravings; 1/4" shanks
SKU: 57926

\$3999⁹⁹
CNC SHARK HD4 WITH FREE LASER ENGRAVING MODULE (\$799.99 VALUE)
• Upgraded electronics with color touch-screen pendant controller
• XYZ travel: 25" x 25" x 7"; handles larger routers (not included)
Total package value \$4799.98 SKU: 57531/59803

\$4999⁹⁹
CNC SHARK HD4 WITH EXTENDED BED WITH FREE LASER ENGRAVING MODULE (\$799.99 VALUE)
• XYZ travel: 35" x 50" x 7"
Total package value \$5799.98 SKU: 57173/59803



PRE-BLACK FRIDAY SALE 10/29-11/23/16
We've moved! Now open! 26160 Ingersol Drive • Novi, MI 48375
(248) 543-5110 • Rockler.com
Store Hours: M-F 9 am - 7 pm • Sat 9 am - 6 pm • Sun 11 am - 4 pm



MARSH POWER TOOLS
SALES AND AUTHORIZED FACTORY SERVICE

20579 Middlebelt
Livonia, MI 48152
(248) 476-7744

56330 Grand River Ave.
New Hudson, MI 48165
(248) 437-8000

Fax: (248) 476-1090

For membership information, contact Ann Ivory at 21206 St. Francis, Farmington Hills, Michigan By email, contact at AnnIvory.MWG@gmail.com.

For name tags, sign up with Ed Stuckey at any regular meeting.

GLENN WING POWER TOOLS

33656 Woodward Ave.
Birmingham, MI 48009
(248) 644-0444
(248) 644-5790 Fax
(800) 821-5177 (US)
(800) 448-1572 (MI)

Jeff Wilmot



Michigan Woodworkers Guild
21206 St. Frances
Farmington Hills, Michigan 48336

October Meeting Scenes



Jim Heavy presenting his mortising fixture and showing veneer approach.