



# MICHIGAN WOODWORKER

michiganwoodworkersguild.com



Michigan Woodworkers' Guild (est. 1981) September 2020 Vol. 41 No. 9

When / Where:

**SUNDAY, SEPT 13, 2020**

(Virtual Meeting starts: 1:59 pm)

TOPIC:

Gallery tour by Will Stanford

- COORDINATED BY BILL RIGSTAD

ZOOM MEETING

START TIME: 1:59 PM



VIRTUAL MEETING

ZOOM CONNECTION DETAILS TO BE SENT  
BY JERRY ROMITO

The Guild luncheon will be at the George Senate Coney Island on ~~September 14th~~ at 1:16 pm (see map on page 10)

**CANCELLED**



Michigan Woodworker's Guild meetings have gone digital. To ensure everyone's safety, our monthly meetings for September and October will be held via Zoom. Look for an email message in your inbox from our President **Jerry Romito** with the Zoom access details that are unique for each meeting.

## CALENDAR OF EVENTS

Professional Woodworker, **Will Stanford** will give us a virtual tour of his great original collection at our **Sept. 13<sup>th</sup>** meeting. This is now a **Zoom** meeting.

**Bob Behnke**, from **Titebond** will showcase the many adhesives currently in use as well as some under development at our **Oct. 11<sup>th</sup>** meeting. This is now a **Zoom** meeting.

Although still in the works, we may have an encore presentation by **Tom McLaughlin** for our Nov. 7<sup>th</sup> meeting. This is now a **Zoom** virtual meeting.

Our **Dec** meeting will not be held to allow everyone to enjoy the Holiday season with their family and Friends.

The monthly luncheon will be at George's Coney Island on the **September 24<sup>th</sup>** at 1:16 pm

**CANCELLED**

The monthly luncheon will be at George's Coney Island on the **October 22<sup>nd</sup>** at 1:16 pm

**CANCELLED**

The monthly luncheon will be at George's Coney Island on the **November 19<sup>th</sup>** at 1:16 pm

**CANCELLED**

This month's luncheon will be at George's Coney Island on **December 17<sup>th</sup>** at 1:16 pm



## President's Corner

By Jerry Romito



Since the state is still operating under social distancing guidelines, and our normal meeting venues are not yet open for meetings, we must continue to cancel our in-person meeting events. Therefore our normal September and October meetings as well as the luncheons are cancelled. However, instead, we are going to hold remote Zoom-based meetings during at least those months, (Sept, Oct) and possibly more. These meetings will be available to members who have internet access with any type of computer device or smart phone. The September meeting will feature long-time MWG member Will Stanford, a professional woodworker, who will tour his home gallery of 25-30 pieces of original design, high-end furniture. Shortly I will be sending an initial email and then a follow-up email to all members with specific details on how to access these meetings. Please understand that the Board is making these changes for everyone's safety, and we encourage you to keep following all the published safety guidelines.

As I have mentioned before, we wish to keep our membership communications as active as possible. In the absence of live meetings, we want you to take advantage of reading and contributing to our monthly newsletter. Be sure to see the new regular "Member Notes/Asks" column later in this month's newsletter.

In addition, check out our website at [www.michiganwoodworkersguild.com](http://www.michiganwoodworkersguild.com). It contains a lot of MWG archival information, including an extensive photo album and newsletter file. It does, however, have some elements that aren't working properly which need repair. Unfortunately, we are in need of a new webmaster. We are calling out to all our members for a volunteer who has the skills, or at least the contacts for a trusted professional webmaster. If you have any interest, questions, or information, please contact me at [gjromito@aol.com](mailto:gjromito@aol.com)

Speaking of the monthly newsletter, we on the Board are curious as to how many of our members actually read the newsletter. The feeling is that it is not read by many. But I disagree, so the newsletter editor Dave McCagg and myself have made a "Jerry-Dave Challenge bet". Riding on the bet is a dovetail machine. Dave bets Jerry that less than 50% of the 179 current members read the newsletter, while Jerry bets Dave that more than 50% of the MWG members read the newsletter. The looser of the bet will provide the winner a Dovetail machine. So let's please prove Dave wrong by emailing Jerry at: [gjromito@aol.com](mailto:gjromito@aol.com) with the subject line simply "I read the Sept. MWG Newsletter". I will "honestly" total the responses to determine the proud new owner of a dovetail machine.

So stay safe, and let's look forward to the day when we can be together again.

**GLENN WING**  
POWER TOOLS

33656 Woodward Ave.  
Birmingham, MI 48009  
(248) 644-0444  
(248) 644-5790 Fax  
(800) 821-5177 (US)  
(800) 448-1572 (MI)

Jeff Wilmot



**Michigan Naturals**

DECORATIVE CABINET HARDWARE

[www.michigannaturals.net](http://www.michigannaturals.net)

Jan Dory  
313-506-1961



## GREAT WOODWORK



### From Rich Herbert:

The "Benson Ford" was originally a cargo ship for the Ford motor company but has been converted into a vacation home perched solidly above Lake Erie. Looking across the bow, which hangs 18 feet above the Lake, it gives one the feeling that the boat is sailing.

The ship's forecastle was removed, and positioned on a great piece of waterfront property, with its bow extending out over Lake Erie for a water-going effect, and then used by its owner as a vacation home.

From the time it was built in 1924, the boat was also used to transport coal and iron ore across the Great lakes. After being decommissioned in 1981, it was left to rust for four years before the front part of the ship was removed and perched on top of the 18-foot cliff shown below to serve as a lovely home.



The ship still contains the beautiful wood-paneled staterooms, dining room, and lounge designed by Henry Ford.



The boat was used by Ford himself to travel across the Great Lakes, and Thomas Edison was a guest on this beautiful boat.

The four-deck, 7,000 square foot "getaway home" is made out of the ship's forecastle, and includes the walnut-paneled staterooms, dining room, galley, and passenger lounge designed by Henry Ford for his own personal use while onboard.


The ship-house was originally owned by Frank J. Sullivan, but after trying and failing to turn it into a hotel in 1992, Sullivan eventually auctioned the building to father and son, Jerry and Bryan Kaspar, who still enjoy relaxing there while taking time off from work. It has now been modernized with a garage, a game room, a bar, a state-of-the-art kitchen, and four bathrooms.

The 90-year-old cargo ship is beautiful, as she sits there looking out over her former waterways.





Don't look down -- visitors may need a head for heights if they take a tour out onto the bow of the boat, and see the water way down below.



The four-story, 7,000sq. ft home has maintained the historic and beautiful interior, which has been updated with modern technologies.



Bryan Kaspar said, 'Everyone who sees our home from the outside, is intrigued to look inside. And, I think everyone who sees this beauty, is amazed at the gorgeous woodwork throughout our beautiful ship home.'



the Benson Ford. In the parlor, you can just imagine Thomas Edison and Henry Ford sitting there puffing on their cigars.'

When you're there, it feels as though you are stepping back in time, and that those two famed gentlemen could appear at any moment.' An incredible beauty of a long-ago ship, still available for water lovers to see.



This impressive getaway is large, as it includes five bedrooms, four bathrooms, a captain's office, and a living room with panoramic views out across Lake Erie.

'I love the deck on the fourth floor. It's a great place to enjoy a cocktail overlooking the lake and the nearby cliffs, and to watch the sunsets is amazing from there.' Videographer Nick James, who conducts tours of the home, said, 'The most incredible part is standing at the helm with the way the boat hangs over the cliff. It actually feels like you are out on the open water.' I love the history that remains all around







## PROJECT REVIEW



By MWG Members

### From the editor:



As every husband knows: **Honey-Do** projects are never ending. As such with this wheeled cart.

It seems that the original wood basket had long ago rotted leaving the original metal superstructure.



This project was to replace and embellish the original wheeled cart while using off-the-shelf material.

To ensure structural integrity, the project featured dovetail joints, Cedar from an old board on board fence, and zinc coated fasteners which are plugged to reduce water intrusion. Titebond III glue was used on all joints.



Here are images of the project. Note: You may wish to reframe from showing these images to your "significant other" as this may create additional "**Honey Do**" projects for yourself.

### More From the editor:

#### Erica's Dinosaur

Our niece, Erica, had planned to marry a very fine gentleman, Dan, this past June. The wedding and celebration were scheduled for Port Huron until the Pandemic hit requiring changes to their nuptial plans. Note: I did suggest to Dan to delay these wedding proceedings for a decade or two yet have received no response to date.

A little Background: When Erica was a teenager, I made a dinosaur pull toy for her seven (7) year old cousin. When I gave the Dinosaur to her cousin at Thanksgiving, it seemed that Erica got more fun in playing with the pull toy than her much younger cousin.

Now Erica is a bit older. She has graduated college with a Master Degree and is earning a significant income while living out of state. As I am now retired, I encourage her to continue funding Social Security while contributing to her 401K. To celebrate her delayed nuptials I wanted to give her a gift which reminded her of her family. Therefore a reconstruction of her cousin's long ago Dinosaur was a logical project.

The Dinosaur started its life as several strips of No.



2 pine cut with a 15° angle. These strips were then glued together with canvas sandwiched in-between. (To make the glue-

up, I used every spring clamp I had!)






After drying, all was cut to shape. Green pigment painting was then applied; the ball feet were added along with the leather pull strap.

Probably the Dinosaur will follow not Erica in her wedding dress down the aisle at her delayed wedding celebration. More realistically the Dinosaur will



be enjoyed by the next generation. UPS was enriched with this shipment. We have as yet to receive thumbs up or down regarding its receipt. I guess an invitation to the delayed wedding ceremony will be the response.



**TREE-PURPOSED**  
DETROIT


CUSTOM WOODWORK & MILLING  
Live Edge Slabs & Urban Lumber  
Barn Wood & Salvaged Wood  
Firewood

JASON COJAN  
Office (734) 751-6746  
Cell (734) 658-2840  
TREPURPOSED.COM

**From the Jerry Romito:**

**“Optical Illusion” Cutting Board**

Here is an interesting “optical illusion” end grain cutting board that I made following the plans in the March, 2020 issue of “Wood” magazine”, using walnut, maple, and cherry. I added a fifth row to the plans by making the initial parts 17” long instead of 15” long. It’s finished with six heavy coats of plain mineral oil, which is what it took to pretty much fully sink into the grain. Depending on how you look at it, each block looks like it’s either hollowed out or rising upward. Very deceiving.




**MARSH POWER TOOLS**  
SALES AND AUTHORIZED FACTORY SERVICE

20579 Middlebelt  
Livonia, MI 48152  
(248) 476-7744

7187 Grand River Ave.  
Brighton, MI 48114  
(810) 220-1122

Fax: (248) 476-1090

**GRACE WHITE GLASS**  
*Art You Can Grasp*

DECORATIVE CABINET HARDWARE

**Ann Ivory**  
cell (313) 508-1963  
www.GraceWhiteHardware.com

Made by  in Michigan





**MWG Helpful Tools:**

As we put more birthday candles on the cake, things naturally change. For instance we may notice that our arms just aren't long enough to be able to focus on a printed page or something else we want work on.

The YOCTOSUN LED Head Magnifier headset shown below has several worthwhile features:

- Several lenses with increasing magnification
- A bright LED light with two illumination levels
- A rechargeable battery
- It's **INEXPENSIVE!** (aka - **CHEAP**)

This headset is available from Amazon.



**MWG Favorite Resources:**

Long time member, Tom Duke, has suggested that the Michigan Woodworker's Guild construct a listing of local and national vendors / resources which we have found to be exceptional. He believes that there are enough members who if only half of them contributed a couple of sites each, the list would be quite substantially useful. The listing would be

shared with all on the website and could be lumber/ wood sources, used machinery, tool restorers, finishers, hardware, instructors/ classes, etc.

Let's make Tom's suggestion a reality. Please send Dave McCagg (email: [D2MCCAGG@provide.net](mailto:D2MCCAGG@provide.net)) with your favorite vendor or resource including their name and contact information. Over the next few months, this information will be compiled into a file which can be uploaded onto the Guild's website.

**Wood For Sale:**

Notice received from a website contact:

- Work table top, 3'x8'. Constructed of upright 2"x 6" sides with a 3/4" particle board top.
- Miscellaneous wood - walnut, cedar, poplar, pine (see chart below)
- \$250 Lot (Negotiable)

Contact::

**David Cook**  
**248-258-2743 (H) - Leave message**  
**Birmingham**

Qty	Species	Planned / Rough Sawn	Size
1	Black Walnut	RS	5/4x15"x15'
1	Black Walnut	RS	5/4x15"x11'
4	Black Walnut	Planned - Door Casing	3/4"x6"x9'
1	Cuban Mahogany	S4S	5"x6"x2'
4	Black Walnut	S4S	1"x10"x7'
1	Ash	S4S	1 3/4"x4 1/2"x9'
1	Workbench Top	FREE	3'x30"x8"
1	Quick Action Wood Vise		Opens to 12" - 6" wide chucks
4	Pine	S4S	4/4x12x10'
1	Pine	S4S	4/4x9 1/2"x10'
2	Pine	S4S	4/4x12"x8"
1	Redwood	S4S	1"x7 1/2"x7'
1	Redwood	S4S	1"x5"x7'
1	Clear Fir	S4S	3/4"x7 1/2"x8"
1	Oak	S4S	1/2"x4"x7'
1	White Oak	S4S	1x10 1/2"x6 1/2'
2	Cedar	S4S	1x11"x7'
2	Mahogany	S4S	1x11"x7'
1	Cedar	S4S	1x11"x5 1/2'
1	Black Walnut	S4S	1x4"x7"
1	Cedar	S4S	1x7"x4 1/2'
1	Cedar	S4S	1x5 1/2"x4 1/4'
1	Poplar	S4S	1x9"x3 1/2"



**WANTED**

ALIVE & KICKING



**MWGW WEB MASTER**

Contact: Jerry Romito - [gjromito@aol.com](mailto:gjromito@aol.com)



**\$11<sup>99</sup>**

**EVERYDAY  
LOW  
PRICE**

**ROCKLER® MULTI-ROLL SANDPAPER DISPENSER**

SKU: 55374

**J-WEIGHT CLOTH-BACKED SANDPAPER ROLLS**

Grit ranges from 100-600

Reg. \$4.99

SKUs: 89307, 87362, 80176,

85555, 86329, and 85530



**ROCKLER® ONE-HANDED BAR CLAMP**

- Quick-release button for easy conversion to spreader
- Applies up to 300 lbs. of clamping pressure

**6" CLAMP:** Reg. \$17.99 ea. SKU: 83149

**12" CLAMP:** Reg. \$21.99 ea. SKU: 82030

**18" CLAMP:** Reg. \$24.99 ea. SKU: 82252

**24" CLAMP:** Reg. \$29.99 ea. SKU: 89232

IN STORE ONLY

WHILE SUPPLIES LAST

**\$3<sup>99</sup> BD. FT.**

**3/4" AMBROSIA MAPLE**

Unique mineral streaking with attractive contrast, color and figure

Reg. \$8.00 BD. FT. SKU: 27547

**SAVE  
50%**



**SAVE OVER  
40%**



**\$19<sup>99</sup>**

IN STORE ONLY

**9-PLY BALTIC BIRCH PLYWOOD**

30" x 60" sheet with 1/2" thickness

Reg. \$34.99 SKU: 38696



CREATE WITH CONFIDENCE

**UPGRADE YOUR SHOP SALE PRICING VALID 8/28-10/1/20**

26160 Ingersol Drive • Novi, MI 48375 • (248) 543-5110 • Rockler.com

Due to COVID-19 hours may vary. Please check rockler.com for updated hours.

**For membership information contact**

**Dave McCagg at: [d2mccagg@provide.net](mailto:d2mccagg@provide.net)**

**For name tags, sign up with Ed Stuckey at a regular meeting.**

**Executive Board Members**

Jerry Romito.....	President.....	248-475-5976
Tom Rowley .....	Vice-President .....	248-895-1597
Ed Stuckey.....	Treasurer.....	313-345-3671
Don Hess.....	Secretary.....	734-207-8427
Tony Gigliotti .....	Officer at Large .....	248-853-8349
Ron Ross.....	Officer at Large.....	734-812-5531
Rich Herbert.....	Officer at Large.....	248-628-0644
Bill Gayde.....	Officer at Large.....	248-859-3949
Ragnar Bergethon....	Officer at Large.....	248-608-8436
Pete Goddard.....	Officer at Large.....	248-828-3038
Dave Hinkle.....	Officer at Large.....	734-513-6836

**STANDING COMMITTEE CHAIRS**

Jule Ann Clough....	Library.....	248-977-4131
Dave McCagg.....	Newsletter Editor.....	734-482-6764
Dave McCagg.....	Membership.....	734-482-6764
Jerry Romito.....	Programs.....	248-475-5976
Ken Wolf.....	Toy Project.....	734-981-3423
Bill Rigstad.....	Special Projects.....	734-459-3374
Dave Hinkle.....	Web Site.....	734-513-6836
Bob Mills.....	Mentoring.....	248-540-8658
Fred Ball.....	Web Site Calendar.....	248-681-3108

