



MICHIGAN WOODWORKER



michiganwoodworkersguild.com

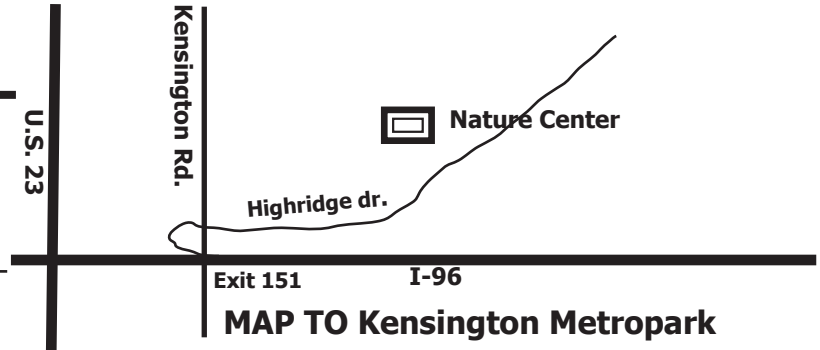
Michigan Woodworkers' Guild (est. 1981) September 2017 Vol. 38 No 8

SEPTEMBER 10, 2017

(At Kensington Metropark at 2:00 pm)

Jim Kudej will guide us on a nature walk with the goal to see how many trees we can identify from the bark and/or leaves. See page 5 for details and directions

The September luncheon will be at Jimi's on the 28th at 1:16 pm (see map on page 7)



Guild members enjoying themselves at the annual picnic in the Royal Oak VFW park

CALENDAR OF EVENTS

There will be an all day workshop on **Saturday, October 14** from **10am to 4:30 pm**. It will be at the TechShop in Allen Park. Nationally known **Bob Settich** will demonstrate **CHOOSING AND USING HARDWARE**

The **November 12** meeting will be at the **Royal Oak Senior Center** and will feature **Alex Grabovetskiy** who is a Master Carver and will demonstrate some of his **Carving Techniques**.

The **December 10th** meeting is our annual Christmas meeting at the **Livonia Senior Center**. Spouses are invited and snacks will be available. The speaker will be **Al Eicher** and his topic will be **"When the Big Trees Fell"**

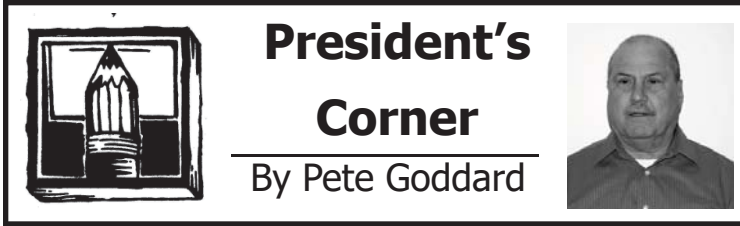
The **January 14, 2018** meeting will be at the **Royal Oak Senior Center** and will feature **Marco Terenzi** demonstrating how he makes **miniature tools**. Don't miss this one!!

The **October** luncheon will be at Jimi's on the **26th** at 1:16 pm

The **November** luncheon will be at Jimi's on the **16th** at 1:16 pm

The **December** luncheon will be at Jimi's on the **21st** at 1:16 pm

The **January** luncheon will be at Jimi's on the **25th** at 1:16 pm



President's Corner

By Pete Goddard

The annual guild picnic was held on August 6th at VFW park in Royal Oak. Attendance was good. The group filled the pavilion and seemed to enjoy the day at the park. The swap meet prior to the picnic was successful. I even managed to sell a couple of items. As with previous picnics, the guild owes the success of the picnic to the hard work of our volunteers. In addition to the work of the executive committee members that set up the food, the park reservation, and the timing. We got lucky with the weather. Inclement weather took a break until the swap meet and the picnic were complete.

The September meeting will be a guided tree identification walk out at Kensington Metro Park. Jim Kudej will be providing guidance on the walk. He has assured everyone that the walking path he is intending to use allows for anyone that finds the walk to arduous to easily return to the starting point without having to complete the entire walk. Details on the walk with directions to Kensington park and to the meeting site are available in this newsletter and on the web site. I encourage everyone to attend the walk if they can.

I was fortunate enough this summer to take Garrett Hack's class at Marc Adams School of Woodworking. I thought I knew what a well tuned and sharpened plane was. Wrong! Taking the class provided quite a different take on sharpness. If you don't already have it on your bookshelf, I recommend reading Garrett Hack's book "The Hand Plane Book". His is the best treatment on the subject of hand planes that I have ever read.

Work continues on the 2018 speaker schedule. The executive board has confirmation on Marco Terenzi for January. He is the young woodworker who has specialized in making miniature tools, particularly planes. I, for one, am really looking forward to his presentation. He has been written up in major woodworking magazines. The pictures of some of his miniatures indicate some really difficult and impressive work.

A quick thought: When working in my shop, I tend to consume many Xacto knife blades and box knife blades.

In addition, bent and/or defective nails and screws with the drive stripped seem to accrue. In addition, as I have aged, my skin has gotten thinner. The result is that any sharp objects in the shop that I contact can tear through my skin. I usually don't even feel the injury. Instead, a blood spot shows up on whatever I am working on. This often ruins the piece. My solution has been to re-purpose small plastic containers, like margarine tubs, with snap on lids, as sharps containers. I have several around the shop. This has saved me considerable time over the years since every minor injury results in a delay while a band aid is found. I just cut a slit in the snap on top of the container for used knife blades and open the lid to put in used screws. Once the container has enough content, I just toss it in the trash and make a new one. It's even safer for the guy who has to handle the trash.

GRACE WHITE GLASS
Art You Can Grasp

DECORATIVE CABINET HARDWARE

Ann Ivory
call (313) 506-1963
www.GraceWhiteHardware.com

Michigan Naturals

DECORATIVE CABINET HARDWARE

www.MichiganNaturals.net

Ann Ivory
313-506-1963

**PLEASE MAKE A COPY OF
THE FLYER ON PAGE 3 AND
SEND IT TO WILL WILSON AS
SOON AS YOU CAN. MAKE A
COPY FOR A FRIEND ALSO**





Bob Settich

presented by
Michigan Woodworkers' Guild

michiganwoodworkersguild.com

Bob Settich will present an all day workshop on **CHOOSING AND USING HARDWARE.**

Bob Settich will present a program covering: Fasteners, small box hardware, cabinetmaking (a quick course in building face frame and framless cabinets to better understand the use of cabinet hardware), cabinet



hinges, shelf hardware, and drawer slides.

Bob will explain the "whys" so that we can make informed buying decisions and then confidently install hardware that is attractive and functional.

The TechShop (info.dt@techshop.ws) facility is an exciting venue available to the public by monthly or annual memberships. At TechShop, innovators, inventors, and makers can access over \$1 million worth of design and fabrication tools. Work in wood, textiles, metals, and more. TechShop offers expert training and can even aid in patenting your idea.



Date: Saturday, October 14, 2017
Time: 10:00 am -- 4:30 pm (lunch incl. 12:30 - 1:30 pm)
Sign in: 9:30-10:00 - Coffee & snacks
Location: TechShop Auditorium
800 Republic Drive
Allen Park, MI 48101

Seating is limited. Pre-payment is STRONGLY encouraged. To reserve a spot call, mail, or e-mail Will Wilson. Phone: 248-207-8883 E-mail: will.wilson1@gmail.com Address: 419 Cambridge Ave., South Lyon, MI 48178 Deadline October 7, 2017

Checks should be made out to: Michigan Woodworkers' Guild

MWG MEMBERS \$20

NON-MEMBERS \$40

(includes a 1 year membership-normally \$25)

Name: _____
Address: _____
Phone: _____
E-mail: _____
Wood interests _____
Newsletter by e-mail ____ or paper _____

Name: _____
Address: _____
Phone: _____
E-mail: _____
Wood intersts _____
Newsletter by e-mail ____ or paper _____



TOY PROGRAM

By Ken Wolf



MWG 2017 Toy Program

As we move toward our 2017 holiday season, I would like to remind our guild members of our ongoing program to support Children's Hospital with toys for the Christmas season and boxes throughout the year. Our goal is to again deliver at least 400 toys to the hospital December 12 along with 30 or more plain wooden boxes and 10 memory boxes. Our members have worked as individuals or in small groups within their own shops to support this program over many years. We need the continued support of our past toy & box builders and new guild participants to help our guild meet our goals

I would like to thank all 2016 participants who supported our guild with toys and boxes to meet hospital needs with quality toys and boxes. This was especially challenging in 2016 when some of our past toy and box contributors were unable to produce toys and boxes as they had in prior years. New participants coupled by extra effort by past contributors allowed us to meet our 2016 goals and the hospital need. This year we hope to expand participation within our guild and with area schools with woodworking programs.

Toys need to be constructed to meet hospital guidelines such as no metal fasteners, no sharp corners and a finish on the surface to facilitate wiping to clean them. A guideline sheet is available on our website as well as some pattern ideas for toys used in the past. You are free to use your own designs as well. The finish used must comply with federal CPSIA requirements to assure the finishes are lead free. The guild has a list of finishes for which we have CPSIA certificates of compliance on file with the hospital (available on the website or from Ken Wolf). If you choose to use another finish, you need to supply a copy of their compliance certificate along with the toys (certificates are available from the finish manufacturer). The guild will

supply wheels/axles/washers for the toys that you build and donate to the hospital through Ken Wolf.

Boxes need to be built without hinges using sliding or lift off lids with plain boxes (typically made from pine, poplar or maple) given only a seal coat of shellac or lacquer so patients can decorate them in their hospital art classes. The memory boxes are typically made from nice woods and fully finished for hospital use to return personal belongings to the family when a patient doesn't survive their treatment.

Your support of this worthwhile program is much appreciated by the children who must spend their holidays in the hospital. Please let Ken Wolf know the size and number of wheels you need and he will bring them to the next guild meeting or you can arrange to pick them up. Together we can help make the holidays brighter for hospitalized children.

Ken Wolf
 MWG Toy Program Coordinator
 734-981-3423
 wolfkenneth@att.net

GUILD WEB SITE

Win a Rockler Gift Card

Have you been to the MWG web site?? If not check it out and try to win a \$25 gift card from Rocker. All you have to do is go to Michigan Woodworkers Guild .com , click on "Community" go down and click on "Photo" and you are in the "Album Section"now find "MITES 2017" OK, you are getting close. Now enjoy all the projects from high school kids. Next, your job is to find best of show for Mites 2017. Write the IMG number and your name and submit it at the October meeting, you might be the winner. One more thing, while you are in the Album section check out some other Albums, look in "MWG Photo Album", you might be in there. Good luck.

Bill Rigstad



TREE TOUR

By: Jim Kudej



The September 10th meeting will be at Kensington Metropark where Jim Kudej will lead us on a Tree Identification field trip. The Metropark is in Milford off Interstate 96, Exit 151 (Kensington Road). The exit ramp leads directly into the park. There is a toll booth at the entrance and the daily fee is \$10.00 per vehicle. The Nature Center is about a mile from the toll booth and is well marked.

The field trip will start at 2:00 P.M. from the parking lot at the Nature Center. The Deer Run Trail has been selected for the walk. It is approximately 1.5 miles long, and is an easy walk with no hills. The walk will take 2 - 2 1/2 hours.

Jim will provide reference material to help identify the trees primarily by their bark and leaves. The goal will be to see how many of the approximately 90 trees native to Michigan can be identified. Note, pets are not allowed on the trails.

Information is also available on the MWG Website (<http://michiganwoodworkersguild.com/>) under the "Events" heading. A map showing the location of the Park and the Nature Center is shown in the Park's Website, <http://www.metroparks.com/wp-content/uploads/2017/05/2017-Kensington-Map1.pdf>

In the event of rain or severe weather, the field trip will be postponed. If unsure of the trip status, call or email Jim Kudej in the A.M. (734) 905-4195 © or jjkudej@att.net

Michigan Forests, by Jim Kudej

When the first settlers arrived in Michigan in the 17th century it is estimated approximately 90% - 95% of the land was forested. Today after decades of logging, forest fires,

Executive Board Members

- Pete Goddard.....President.....248-828-3038
Will Wilson.....Vice-President.....248-207-8883
Ed Stuckey.....Treasurer.....313-345-3671
John Dolinsky.....Secretary.....734-945-6461
Clay Bolduc.....Officer at Large.....313-386-1073
Tony GigliottiOfficer at Large248-853-8349
Al Goldstein.....Officer at Large.....734-662-4780
Mike Holden.....Officer at Large.....586-286-3883

STANDING COMMITTEE CHAIRS

- Jule Ann Clough....Library.....248-977-4131
Bill Gayde.....Membership&Editor....248-543-3487
Ed Thomas.....Membership intern.....734-671-6064
Will Wilson.....Programs.....248-207-8883
Ken Wolf.....Toy Project.....734-981-3423
Bill Rigstad.....Special Projects.....734-459-3374
Jim Kudej.....Special Projects.....734-591-0843
Bob Mills.....Web Site.....248-540-8658

and clearing land for agriculture and urban development, only about 53% of the state is considered forest. Long gone, with the exception of a few isolated areas, are the ancient or old growth forests. Many of the second-growth forests have also been harvested. The forests are now in the third-growth stage. Despite the extensive loss of forests, the state is still one of the top states in the mid-west for having the most forest. Most of the forest however, is in the Upper Peninsula which is about 83% forested. Michigan also has one of the most diverse forests in the USA with about 90 different native tree species.

The current danger to our forests is not the logger's or developer's chainsaws, but mortality because of the invasion of tree killing insects and diseases. The one we are most familiar with in this area is the Emerald Ash Borer that has killed an estimated 50 million ash trees in Michigan.



OPEN FORUM

By Al Goldstein

Table Saw Rip Guide

Al Goldstein

When ripping boards to width on a table saw the board should always be in full contact with the rip fence. Usually a featherboard mounted in a miter slot is adjusted to press the board against the rip fence. I have found a much simpler and flexible way to ensure that the board remains in contact with the rip fence during the full cut. It is easily made from scrap lumber.

The photo shows my guide in use during a rip cut. It is made from scrap $\frac{3}{4}$ inch plywood 17 inches long and 4 inches wide (these dimensions are not critical). Another piece of scrap wood is mounted on its top surface as a handle to keep my fingers away from the spinning blade. The arrows on the guide indicate the long edge that has been jointed flat and waxed (Trewax) to allow the board to slide easily. My hand presses the handle and the board toward the rip fence during the full cut. A push sticks is used to move the board toward the blade.

The guide has several advantages over a featherboard when ripping boards. First, when ripping boards of different widths only the rip fence has to be readjusted. Second, a feather board has to be positioned before the blade in the saw kerf to prevent its pressure from squeezing the kerf and causing a



throwback. The long edge of the guide (with a much lower pressure against the board) is much less likely to cause a throwback so it can be positioned opposite the blade. The long length and lower pressure is especially important in the last inches of the rip cut. Third, since a featherboard is much shorter than the guide at the end of a rip cut it is more possible for the far end of the board to lose contact with the rip fence if the push stick is not aimed properly parallel to the rip fence.



TREE-PURPOSED
DETROIT
DETROIT

CUSTOM WOODWORK & MILLING
 Live Edge Slabs & Urban Lumber
 Barn Wood & Salvaged Wood
 Firewood

JASON COWAN
 Office (734) 751-6746
 Cell (734) 658-2840
TREEPURPOSED.COM



NEW!
\$249⁹⁹

**ROCKLER® MATERIAL MATE
PANEL CART AND SHOP STAND**

- Smoothly roll sheet stock from your truck or storage rack to your saw
- Passes through a service door as narrow as 30" in vertical position
- Add a solid top for a mobile workstation or outfeed table!

SKU: 56889



UPGRADE YOUR SHOP SALE PRICING VALID 9/2-9/29/17

26160 Ingersol Drive • Novi, MI 48375

(248)-543-5110 • Rockler.com

Store Hours: M-F 9 am - 7 pm • Sat 9 am - 6 pm • Sun 11 am - 4 pm

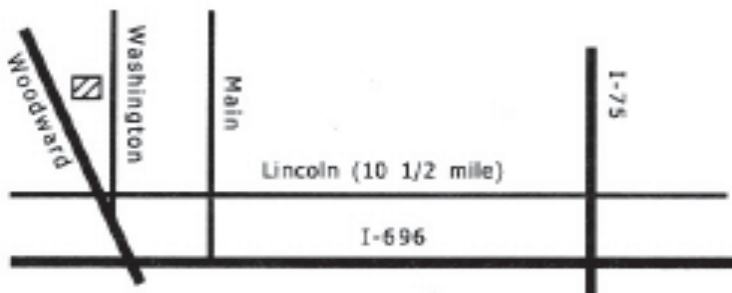
For membership information contact Bill Gayde at: williamgayde@comcast.net.

For name tags, sign up with Ed Stuckey at a regular meeting.

**GLENN WING
POWER TOOLS**

33656 Woodward Ave.
Birmingham, MI 48009
(248) 644-0444
(248) 644-5790 Fax
(800) 821-5177 (US)
(800) 448-1572 (MI)

Jeff Wilmot



**MAP TO JIMI'S RESTAURANT
714 S. WASHINGTON, ROYAL OAK**

MARSH POWER TOOLS
SALES AND AUTHORIZED FACTORY SERVICE

**20579 Middlebelt
Livonia, MI 48152
(248) 476-7744**

**7187 Grand River Ave.
Brighton, MI 48114
(810) 220-1122**

Fax: (248) 476-1090



Michigan Woodworkers' Guild
41110 Fox Run Rd. #208
Novi, Michigan 48377

The Picture Gallery



**RAFFLE PRIZE WINNERS
AT THE PICNIC**

LARRY BALASH



PAUL TAYLOR



BILL KELLY



JIM RYAN