



# MICHIGAN WOODWORKER



michiganwoodworkersguild.com

Michigan Woodworkers' Guild (est. 1981) October 2017 Vol. 38 No. 9

## SATURDAY, OCTOBER 14

(At the TechShop in Allen Park)

Bob Setich will demonstrate **CHOOSING AND USING HARDWARE** in an all day workshop. If you have not registered yet go to page 3 and use that information to contact Will Wilson.

The October luncheon will be at Jimi's on the 26th at 1:16 pm (see map on page 7)



JIM KUDEJ AT THE START OF THE TREE IDENTIFICATION NATURE WALK AT THE KENSINGTON METROPARK



### CALENDAR OF EVENTS

The **November 12** meeting will be at the **Royal Oak Senior Center** and will feature **Alex Grabovetskiy** who is a Master Carver and will demonstrate some of his **Carving Techniques**.

The **November** luncheon will be at Jimi's on the **16th** at 1:16 pm

The **December 10th** meeting is our annual Christmas meeting at the **Livonia Senior Center**. Spouses are invited and snacks will be available. The speaker will be **Al Eicher** and his topic will be **"When the Big Trees Fell"**

The **December** luncheon will be at Jimi's on the **21st** at 1:16 pm


The **January 14, 2018** meeting will be at the **Royal Oak Senior Center** and will feature **Marco Terenzi** demonstrating how he makes **miniature tools**. Don't miss this one!!

The **January** luncheon will be at Jimi's on the **25th** at 1:16 pm

**February 2018** is tentatively scheduled to be the annual **Wood Show** at the **Suburban Showcase in Novi**. Details in a future newsletter.

The **February** luncheon will be at Jimi's on the **22nd** at 1:16 pm






**President's  
Corner**

---

By Pete Goddard




Fall is upon us, even though the daytime temperature remains unseasonably warm as I write this. For those who did not attend the tree identification walk on September 10<sup>th</sup>, you missed an excellent presentation, more of a display of extensive knowledge of trees by Jim Kudej. We were fortunate enough to have ideal weather for the walk in addition to the beauty of Kensington Metro Park. Thanks to Jim Kudej for his work in making this all a success. Attendance at the walk was excellent. I counted thirty five members (give or take a couple) that attended. Our only problem turned out to be related to the outstanding weather. The parking lot at the nature center in Kensington Park ran out of space. It seems everyone in the local area decided to make use of the park. If we have to have problems, those are the kind we need. Everyone did eventually get parked and got to go on the identification walk. I only made it part way through the walk due to a knee that has been acting up.

I'm looking forward to the meeting at the TechShop on Saturday, October 14<sup>th</sup>. This is an all day workshop with Bob Settich. The workshop will be on Choosing and Installing Hardware. Bob is the author of "Tauton's Complete Illustrated Guide To Choosing and Using Hardware". I feel certain that his presentation will provide attendees with helpful insight into choosing and installing hardware for best overall results. As always with the workshops, seating is limited so reserve your place early.

It may be of interest to some members to know that John Wilson of the Home Shop in Charlotte, Michigan has just released his new book, "Shaker Oval Boxes Volume 2". For those interested in understanding and making traditional Shaker boxes, this book should be part of your library. I recently received my copy and can report that it is well done throughout. I took John's Shaker Box class some years ago. He is probably the most knowledgeable woodworker on these boxes to be found anywhere. Also, John is an excellent writer so the material is clear and usable throughout the volume. In addition to the book, if you get a chance

to take one of his Shaker box classes, seriously consider going. The class is very enjoyable and John is an excellent teacher. We have had John as a presenter at Guild meetings in the past. He is even better in his home environment over in Charlotte.

Don't forget to register in advance for the October meeting/workshop. The Guild provides lunch as a part of the all day event. However, an accurate head count in advance of the meeting is important to ensuring that enough lunches are available without the Guild unnecessarily spending funds. I will see you at the workshop.



**TREE-PURPOSED**  
DETROIT

**CUSTOM WOODWORK & MILLING**  
Live Edge Slabs & Urban Lumber  
Barn Wood & Salvaged Wood  
Firewood


**JASON COWAN**  
Office (734) 751-6746  
Cell (734) 658-2840  
[TREEPURPOSED.COM](http://TREEPURPOSED.COM)



**GRACE WHITE GLASS**  
*Art You Can Grasp*

**DECORATIVE CABINET HARDWARE**

**Ann Ivory**  
call (313) 506-1963  
[www.GraceWhiteHardware.com](http://www.GraceWhiteHardware.com)



**Michigan Naturals**

DECORATIVE CABINET HARDWARE  
[www.MichiganNaturals.net](http://www.MichiganNaturals.net)

Ann Ivory  
313-506-1963



# Bob Settich

presented by

## Michigan Woodworkers' Guild

michiganwoodworkersguild.com

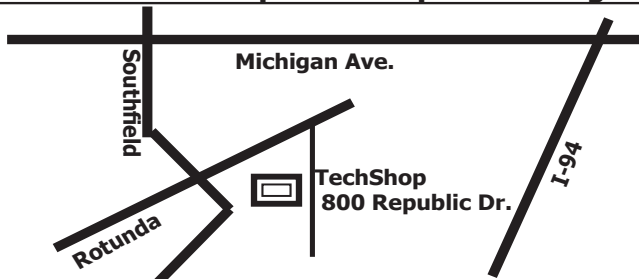
Bob Settich will present an all day workshop on CHOOSING AND USING HARDWARE.

Bob Settich will present a program covering: Fasteners, small box hardware, cabinetmaking (a quick course in building face frame and framless cabinets to better understand the use of cabinet hardware), cabinet



hinges, shelf hardware, and drawer slides. Bob will explain the "whys" so that we can make informed buying decisions and then confidently install hardware that is attractive and functional.

The TechShop (info.dt@techshop.ws) facility is an exciting venue available to the public by monthly or annual memberships. At TechShop, innovators, inventors, and makers can access over \$1 million worth of design and fabrication tools. Work in wood, textiles, metals, and more. TechShop offers expert training and can even aid in patenting your idea.



MAP TO TechShop-Allen Park

Date: Saturday, October 14, 2017  
Time: 10:00 am -- 4:30 pm (lunch incl. 12:30 - 1:30 pm)  
Sign in: 9:30-10:00 - Coffee & snacks  
Location: TechShop Auditorium  
800 Republic Drive  
Allen Park, MI 48101

Seating is limited. Pre-payment is **STRONGLY** encouraged. To reserve a spot call, mail, or e-mail Will Wilson. Phone: 248-207-8883 E-mail: will.wilson1@gmail.com Address: 419 Cambridge Ave., South Lyon, MI 48178 Deadline October 7, 2017

Checks should be made out to: Michigan Woodworkers' Guild

**MWG MEMBERS \$20**

**NON-MEMBERS \$40**

(includes a 1 year membership-normally \$25)

Name: \_\_\_\_\_

Address: \_\_\_\_\_

Phone: \_\_\_\_\_

E-mail: \_\_\_\_\_

Wood interests \_\_\_\_\_

Newsletter by e-mail \_\_\_\_\_ or paper \_\_\_\_\_

Name: \_\_\_\_\_

Address: \_\_\_\_\_

Phone: \_\_\_\_\_

E-mail: \_\_\_\_\_

Wood intersts \_\_\_\_\_

Newsletter by e-mail \_\_\_\_\_ or paper \_\_\_\_\_





### MEETING REVIEW

**By Jim Kudej**



Thirty-five Guild and family members participated in the September field trip at Kensington Metropark led by Jim Kudej. They were treated to near perfect weather as they walked one of the area’s premiere nature trails. The group with Jim’s help was able to identify 24 different tree species. Along the way discussions were held on how Michigan’s forests were established and landscape formed after the last ice age, and how trees propagate their species.

The largest tree found during the walk was a white oak tree with a diameter of 42 inches and branch free for 18 feet. Using a logger’s scale it was determined the tree could provide 1625 board feet of lumber. A chart listing the largest trees of each species showed the biggest white oak tree in Michigan is 68 inches in diameter and is in Allegan County. The chart showed the biggest tree in Michigan is a 121 inch diameter black willow in Traverse City. The identification of only one tree stumped the group. The tree was subsequently identified as being a dogwood tree. Evidently, no one heard the bark.

#### Executive Board Members

- Bill Gayde..... President.....248-859-3949
- Pete Goddard.....President-elect.....248-828-3038
- Will Wilson.....Vice-President.....248-207-8883
- Ed Stuckey.....Treasurer.....313-345-3671
- John Dolinsky.....Secretary.....734-945-6461
- Clay Bolduc.....Officer at Large.....313-386-1073
- Tony Gigliotti .....Officer at Large .....248-853-8349
- Al Goldstein.....Officer at Large.....734-662-4780
- Mike Holden.....Officer at Large.....586-286-3883

#### STANDING COMMITTEE CHAIRS

- Jule Ann Clough....Library.....248-977-4131
- Bill Gayde.....Editor.....248-543-3487
- Bill Rigstad.....Special Projects.....734-459-3374
- Jim Kudej.....Special Projects.....734-591-0843
- Bob Mills.....Web Site.....248-540-8658
- Ed Thomas.....Membership.....734-671-6064
- Will Wilson.....Programs.....248-207-8883
- Ken Wolf.....Toy Project.....734-981-3423



### FYI

**By Bill Rigstad**



### Trenton High School’s Wood Shop

Yes, there are still a few outstanding high school wood shops in Michigan. Rob Lindsay, will open his wood shop at Trenton High School for a field trip so you can see their facility. The photo shows some of the projects that have been made in Michigan shops . Rob will talk about the school’s equipment and how he has developed one of the best high school cabinet making programs in Michigan. His students have the opportunity go on and work in the industry .




The field Trip is : Date: Saturday, December 2  
 Time : 10:30am  
 Where: Trenton High School  
 2601 Charlton  
 Trenton Mi. 48183

Take I -75 south to the West Rd. exit (32) and go east on West Rd about 1.5 miles to Trenton High School look for the MWG sign on West road. There will be another MWG sign at the back door of the shop.. Check Google for your best rout.

**FYI**

By Tony Gigliotti



The heart of the setup is the clamp-holding blocks. Each of the blocks starts as a long blank. I cut a deep, centered slot down across the end of the blank sized to fit two overlapping clamps. The shallower slot is cut at a right angle that will hold the upper clamps. After cutting the piece free, drill a hole for the dowel peg that will hold it in place on the platform. Then just sand it smooth. All you need to do is arrange the blocks on the base and insert clamps into the deep slots. Then add the upper clamps in the other direction.

Woodsmith -- July 30, 2015

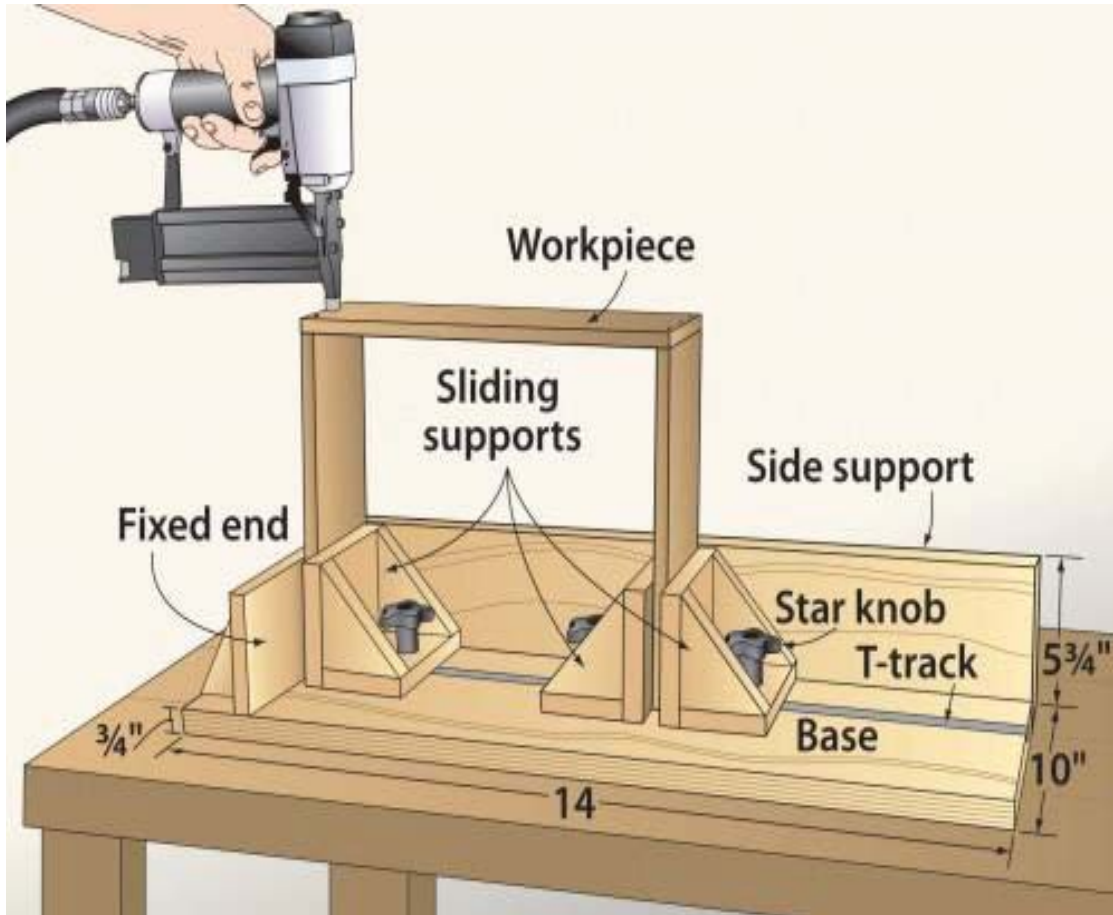
**ASSEMBLY STATION**

Even with small projects, glueups can still be a challenge. Trying to keep the workpieces in place while positioning the clamps can be a frustrating experience. To overcome this problem, I built this assembly station. It consists of a platform and simple clamp-holding blocks that hold my bar clamps in position, ready for gluing up the parts of the project. The platform is made from 3/4" plywood. (You could also use melamine.) I drilled a series of 3/8" -dia. holes every two inches to create a grid. I also cut slots on each end for hand holds.



**FYI**

By Tony Gigliotti



## A sure-footed partner for unsteady nailing

Nailing drawer boxes together used to frustrate me as I tried to steady the wobbly parts while keeping them aligned and trying to drive a nail. This clamping jig adds stability to this ungainly process.

You can make the jig to whatever size best suits your needs, but the dimensions shown will accommodate very large and fairly small boxes. Build the jig from any type of scrap stock; you'll find the star knobs and T-tracks at woodworking supply stores.





SAVE \$799.99  
**\$3999<sup>99</sup>**

**CNC SHARK HD4  
WITH LASER MODULE**

- XYZ travel: 25" x 25" x 7"; handles larger routers like the PC 890 series

Total Package Value: \$4799.98

SKU: 53042/51352/59803

**CNC SHARK HD4  
WITH EXTENDED BED  
WITH LASER MODULE**

Reg. \$5799.98 SALE **\$4999.99**

SKU: 54980

Special order some locations



Router not included



Create with Confidence™

PROJECT TIME SALE PRICING VALID 9/30-10/27/1

26160 Ingersol Drive • Novi, MI 48375

(248)-543-5110 • Rockler.com

Store Hours: M-F 9 am - 7 pm • Sat 9 am - 6 pm • Sun 11 am - 4 pm

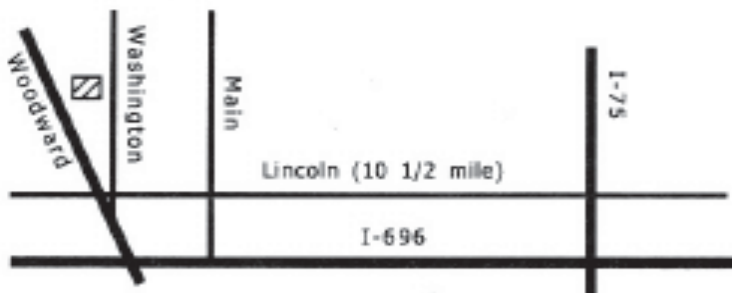
**For membership information contact Bill Gayde at: [williamgayde@comcast.net](mailto:williamgayde@comcast.net).**

**For name tags, sign up with Ed Stuckey at a regular meeting.**

**GLENN WING  
POWER TOOLS**

33656 Woodward Ave.  
Birmingham, MI 48009  
(248) 644-0444  
(248) 644-5790 Fax  
(800) 821-5177 (US)  
(800) 448-1572 (MI)

Jeff Wilmot



MAP TO JIMI'S RESTAURANT  
714 S. WASHINGTON, ROYAL OAK

**MARSH POWER TOOLS**  
SALES AND AUTHORIZED FACTORY SERVICE

20579 Middlebelt  
Livonia, MI 48152  
(248) 476-7744

7187 Grand River Ave.  
Brighton, MI 48114  
(810) 220-1122

Fax: (248) 476-1090



**Michigan Woodworkers' Guild**  
**41110 Fox Run Rd. #208**  
**Novi, Michigan 48377**

## The Picture Gallery



WHAT DO WE HAVE HERE? ANYONE, ANYONE?



AL, YOU ARE ABSOLUTELY CORRECT!

---